

TOPTUL
HAND SOCKETS



6PT Sockets

CR-V DIN3124



METRIC Mirror / Satin Chrome Finished

| DRIVE | ITEM NO. | SIZE(mm) | L(mm) | Weight |
|--------------------|----------|----------|--------|--------|
| 1/4" 6.3mm sq. | BAEA0804 | 4 | 25 | 30 540 |
| | BAEA084E | 4.5 | 25 | 30 540 |
| | BAEA0805 | 5 | 25 | 30 540 |
| | BAEA085E | 5.5 | 25 | 30 540 |
| | BAEA0806 | 6 | 25 | 30 540 |
| | BAEA0807 | 7 | 25 | 30 540 |
| | BAEA0808 | 8 | 25 | 20 360 |
| | BAEA0809 | 9 | 25 | 20 360 |
| | BAEA0810 | 10 | 25 | 20 360 |
| | BAEA0811 | 11 | 25 | 10 180 |
| | BAEA0812 | 12 | 25 | 10 180 |
| | BAEA0813 | 13 | 25 | 10 180 |
| | BAEA0814 | 14 | 25 | 10 180 |
| | BAEA1206 | 6 | 28 | 15 270 |
| 3/8" 10mm sq. | BAEA1207 | 7 | 28 | 15 270 |
| | BAEA1208 | 8 | 28 | 15 270 |
| | BAEA1209 | 9 | 28 | 15 270 |
| | BAEA1210 | 10 | 28 | 15 270 |
| | BAEA1211 | 11 | 28 | 15 270 |
| | BAEA1212 | 12 | 28 | 15 270 |
| | BAEA1213 | 13 | 28 | 10 180 |
| | BAEA1214 | 14 | 28 | 10 180 |
| | BAEA1215 | 15 | 28 | 10 160 |
| | BAEA1216 | 16 | 30 | 10 160 |
| | BAEA1217 | 17 | 30 | 10 160 |
| | BAEA1218 | 18 | 30 | 10 160 |
| | BAEA1219 | 19 | 30 | 10 160 |
| | BAEA1220 | 20 | 30 | 10 160 |
| 1/2" 12.5mm sq. | BAEA1221 | 21 | 30 | 10 160 |
| | BAEA1222 | 22 | 30 | 10 160 |
| | BAEA1224 | 24 | 30 | 10 160 |
| | BAEA1608 | 8 | 38 | 15 240 |
| | BAEA1609 | 9 | 38 | 15 240 |
| | BAEA1610 | 10 | 38 | 15 240 |
| | BAEA1611 | 11 | 38 | 15 240 |
| | BAEA1612 | 12 | 38 | 15 240 |
| | BAEA1613 | 13 | 38 | 15 240 |
| | BAEA1614 | 14 | 38 | 15 240 |
| | BAEA1615 | 15 | 38 | 15 240 |
| | BAEA1616 | 16 | 38 | 15 240 |
| | BAEA1617 | 17 | 38 | 10 160 |
| | BAEA1618 | 18 | 38 | 10 160 |
| BAEA1619 | 19 | 38 | 10 160 | |
| BAEA1620 | 20 | 38 | 10 160 | |
| BAEA1621 | 21 | 38 | 10 160 | |
| BAEA1622 | 22 | 40 | 10 160 | |
| BAEA1623 | 23 | 40 | 10 160 | |
| BAEA1624 | 24 | 40 | 10 100 | |
| BAEA1625 | 25 | 42 | 10 100 | |
| BAEA1626 | 26 | 42 | 10 100 | |
| BAEA1627 | 27 | 44 | 10 100 | |
| BAEA1628 | 28 | 44 | 10 100 | |
| BAEA1629 | 29 | 44 | 10 100 | |
| BAEA1630 | 30 | 45 | 10 100 | |
| BAEA1631 | 31 | 45 | 10 100 | |
| BAEA1632 | 32 | 45 | 10 100 | |
| BAEA1634 | 34 | 45 | 5 40 | |

13PCS

1/4" DR. 6PT Socket Rail Set

| DRIVE | ITEM NO. | SIZE(mm) | L(mm) | Weight |
|------------------|----------|----------|-------|--------|
| 3/4" 20mm sq. | BAEA2419 | 19 | 50 | 5 80 |
| | BAEA2421 | 21 | 50 | 5 80 |
| | BAEA2422 | 22 | 50 | 5 80 |
| | BAEA2423 | 23 | 50 | 5 80 |
| | BAEA2424 | 24 | 51 | 5 80 |
| | BAEA2426 | 26 | 52 | 5 80 |
| | BAEA2427 | 27 | 52 | 5 80 |
| | BAEA2428 | 28 | 52 | 5 40 |
| | BAEA2429 | 29 | 52 | 5 40 |
| | BAEA2430 | 30 | 54 | 5 40 |
| | BAEA2432 | 32 | 56 | 5 40 |
| | BAEA2433 | 33 | 56 | 5 40 |
| | BAEA2434 | 34 | 56 | 5 40 |
| | BAEA2435 | 35 | 58 | 5 40 |
| BAEA2436 | 36 | 58 | 5 40 | |
| BAEA2437 | 37 | 60 | 5 40 | |
| BAEA2438 | 38 | 60 | 5 40 | |
| BAEA2439 | 39 | 62 | 5 40 | |
| BAEA2440 | 40 | 62 | 2 16 | |
| BAEA2441 | 41 | 64 | 2 16 | |
| BAEA2442 | 42 | 64 | 2 16 | |
| BAEA2443 | 43 | 65 | 2 16 | |
| BAEA2444 | 44 | 66 | 2 16 | |
| BAEA2445 | 45 | 66 | 2 16 | |
| BAEA2446 | 46 | 68 | 2 16 | |
| BAEA2448 | 48 | 70 | 2 16 | |
| BAEA2450 | 50 | 72 | 2 16 | |
| BAEA2451 | 51 | 72 | 2 16 | |
| BAEA2452 | 52 | 72 | 2 16 | |
| BAEA2454 | 54 | 74 | 2 16 | |
| BAEA2455 | 55 | 76 | 2 16 | |
| BAEA2456 | 56 | 76 | 2 16 | |
| BAEA2457 | 57 | 76 | 2 16 | |
| BAEA2458 | 58 | 78 | 2 16 | |
| BAEA2460 | 60 | 78 | 2 16 | |
| BAEA2465 | 65 | 82 | 2 8 | |
| BAEA2470 | 70 | 86 | 2 8 | |
| 1" 25mm sq. | BAEA3236 | 36 | 65 | 3 24 |
| | BAEA3238 | 38 | 65 | 3 24 |
| | BAEA3241 | 41 | 70 | 3 24 |
| | BAEA3246 | 46 | 75 | 2 16 |
| | BAEA3250 | 50 | 75 | 2 16 |
| | BAEA3254 | 54 | 80 | 2 16 |
| | BAEA3255 | 55 | 80 | 2 16 |
| | BAEA3258 | 58 | 80 | 2 16 |
| | BAEA3260 | 60 | 84 | 2 8 |
| | BAEA3263 | 63 | 87 | 2 8 |
| | BAEA3265 | 65 | 87 | 2 8 |
| | BAEA3267 | 67 | 90 | 2 8 |
| | BAEA3270 | 70 | 93 | 2 8 |
| | BAEA3271 | 71 | 93 | 2 8 |
| BAEA3275 | 75 | 97 | 2 8 | |
| BAEA3277 | 77 | 103 | 2 8 | |
| BAEA3280 | 80 | 103 | 2 8 | |

20PCS

1/2" DR. 6PT Socket Set



| ITEM NO. | CONTENTS | Weight |
|----------|--|---------|
| GABB2001 | 1 BAEA1608-1632 8, 9, 10, 11, 12, 13, 14, 15, 16, 17, 18, 19, 21, 22, 24, 27, 30, 32 1 CAAA1605 1/2" Dr. Extension Bar - 5" (L) 1 CJBG1627 1/2" Dr. 36 Teeth Reversible Ratchet Handle with Quick Release | 2 (SET) |

13PCS

1/4" DR. 6PT Socket Rail Set



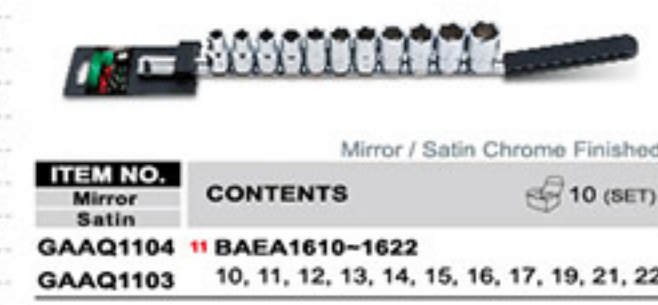
13PCS

3/8" DR. 6PT Socket Rail Set



11PCS

1/2" DR. 6PT Socket Rail Set



37PCS

1/4", 3/8" & 1/2" DR. 6PT Socket Rail Set



| ITEM NO. | CONTENTS | Weight |
|----------|--|---------|
| GAAQ3702 | 13 BAEA0804-0814 1/4" Dr. - 4, 4.5, 5, 5.5, 6, 7, 8, 9, 10, 11, 12, 13, 14 | 5 (SET) |
| GAAQ3704 | 13 BAEA1207-1221 3/8" Dr. - 7, 8, 9, 10, 11, 12, 13, 14, 15, 16, 17, 19, 21 | 5 (SET) |
| GAAQ3704 | 11 BAEA1610-1622 1/2" Dr. - 10, 11, 12, 13, 14, 15, 16, 17, 19, 21, 22 | 5 (SET) |

10PCS

1/2" DR. 6PT Socket Rail Set



| ITEM NO. | CONTENTS | Weight |
|----------|---|---------|
| GAAG1007 | 10 BAEA1608-1622 8, 10, 12, 13, 14, 17, 19, 21, 22 1 AFAN1610 1/2" Dr. L-Handle (90° Offset) - 10" (L) | 8 (SET) |

6PT Sockets

CR-V DIN3124



SAE Mirror Polished

| DRIVE | ITEM NO. | SIZE(inch) | L(mm) | Weight |
|-------------------|----------|------------|--------|--------|
| 1/4" 6.3mm sq. | BBEA0805 | 5/32 | 25 | 30 540 |
| | BBEA0806 | 3/16 | 25 | 30 540 |
| | BBEA0807 | 7/32 | 25 | 30 540 |
| | BBEA0808 | 1/4 | 25 | 30 540 |
| | BBEA0809 | 9/32 | 25 | 30 540 |
| | BBEA0810 | 5/16 | 25 | 20 360 |
| | BBEA0811 | 11/32 | 25 | 20 360 |
| | BBEA0812 | 3/8 | 25 | 20 360 |
| | BBEA0814 | 7/16 | 25 | 10 180 |
| | BBEA0816 | 1/2 | 25 | 10 180 |
| | BBEA0818 | 9/16 | 25 | 10 180 |
| | BBEA1208 | 1/4 | 28 | 15 270 |
| | BBEA1209 | 9/32 | 28 | 15 270 |
| | BBEA1210 | 5/16 | 28 | 15 270 |
| BBEA1211 | 11/32 | 28 | 15 270 | |
| 3/8" 10mm sq. | BBEA1212 | 3/8 | 28 | 15 270 |
| | BBEA1214 | 7/16 | 28 | 15 270 |
| | BBEA1216 | 1/2 | 28 | 10 180 |
| | BBEA1218 | 9/16 | 28 | 10 180 |
| | BBEA1219 | 19/32 | 28 | 10 160 |
| | BBEA1220 | 5/8 | 30 | 10 160 |
| | BBEA1222 | 11/16 | 30 | 10 160 |
| | BBEA1224 | 3/4 | 30 | 10 160 |
| | BBEA1225 | 25/32 | 30 | 10 160 |
| | BBEA1226 | 13/16 | 30 | 10 160 |
| | BBEA1228 | 7/8 | 30 | 10 160 |
| | BBEA1230 | 15/16 | 30 | 10 160 |
| | BBEA1610 | 5/16 | 38 | 15 240 |
| | BBEA1611 | 11/32 | 38 | 15 240 |
| BBEA1612 | 3/8 | 38 | 15 240 | |
| BBEA1614 | 7/16 | 38 | 15 240 | |
| BBEA1616 | 1/2 | 38 | 15 240 | |
| BBEA1618 | 9/16 | 38 | 15 240 | |
| BBEA1619 | 19/32 | 38 | 15 240 | |
| BBEA1620 | 5/8 | 38 | 15 240 | |
| BBEA1621 | 21/32 | 38 | 10 160 | |
| BBEA1622 | 11/16 | 38 | 10 160 | |
| BBEA1624 | 3/4 | 38 | 10 160 | |
| BBEA1625 | 25/32 | 38 | 10 160 | |
| BBEA1626 | 13/16 | 38 | 10 160 | |
| BBEA1628 | 7/8 | 40 | 10 160 | |
| BBEA1630 | 15/16 | 40 | 10 100 | |
| BBEA1632 | 1 | 42 | 10 100 | |
| BBEA1634 | 1-1/16 | 44 | 10 100 | |
| BBEA1636 | 1-1/8 | 44 | 10 100 | |
| BBEA1638 | 1-3/16 | 45 | 10 100 | |
| BBEA1640 | 1-1/4 | 45 | 10 100 | |

6PT Deep Sockets

CR-V DIN3124

13PCS

1/4" DR. 6PT Deep Socket Rail Set



Satin Chrome Finished

| ITEM NO. | CONTENTS | 10 (SET) |
|----------|--|----------|
| GAAQ1309 | 13 BAAE0804-0814 4, 4.5, 5, 5.5, 6, 7, 8, 9, 10, 11, 12, 13, 14 | |

13PCS

3/8" DR. 6PT Deep Socket Rail Set



Satin Chrome Finished

| ITEM NO. | CONTENTS | 5 (SET) |
|----------|---|---------|
| GAAQ1311 | 13 BAAE1207-1221 7, 8, 9, 10, 11, 12, 13, 14, 15, 16, 17, 19, 21 | |

11PCS

1/2" DR. 6PT Deep Socket Rail Set



Satin Chrome Finished

| ITEM NO. | CONTENTS | 5 (SET) |
|----------|--|---------|
| GAAQ1106 | 11 BAAE1610-1622 10, 11, 12, 13, 14, 15, 16, 17, 19, 21, 22 | |

37PCS

1/4", 3/8" & 1/2" DR. 6PT Deep Socket Rail Set



Satin Chrome Finished

| ITEM NO. | CONTENTS | 3 (SET) |
|----------|--|---------|
| GAAQ3703 | 13 BAAE0804-0814 1/4" Dr. - 4, 4.5, 5, 5.5, 6, 7, 8, 9, 10, 11, 12, 13, 14 13 BAAE1207-1221 3/8" Dr. - 7, 8, 9, 10, 11, 12, 13, 14, 15, 16, 17, 19, 21 11 BAAE1610-1622 1/2" Dr. - 10, 11, 12, 13, 14, 15, 16, 17, 19, 21, 22 | |

6PT Deep Sockets

CR-V DIN3124



SAE Mirror Polished

| DRIVE | ITEM NO. | SIZE | SIZE(inch) | L(mm) | 10 | 15 | 20 | 360 |
|--------------------|----------|--------|------------|-------|-----|-----|----|-----|
| 1/4" 6.3mm sq. | BBEE0805 | 5/32 | 5/32 | 50 | 20 | 360 | | |
| | BBEE0806 | 3/16 | 3/16 | 50 | 20 | 360 | | |
| | BBEE0807 | 7/32 | 7/32 | 50 | 20 | 360 | | |
| | BBEE0808 | 1/4 | 1/4 | 50 | 20 | 360 | | |
| | BBEE0809 | 9/32 | 9/32 | 50 | 20 | 360 | | |
| | BBEE0810 | 5/16 | 5/16 | 50 | 20 | 360 | | |
| | BBEE0811 | 11/32 | 11/32 | 50 | 20 | 320 | | |
| | BBEE0812 | 3/8 | 3/8 | 50 | 20 | 320 | | |
| | BBEE0814 | 7/16 | 7/16 | 50 | 20 | 320 | | |
| | BBEE0816 | 1/2 | 1/2 | 50 | 20 | 320 | | |
| | BBEE0818 | 9/16 | 9/16 | 50 | 20 | 320 | | |
| | BBEE1208 | 1/4 | 1/4 | 63 | 20 | 320 | | |
| | BBEE1209 | 9/32 | 9/32 | 63 | 20 | 320 | | |
| | BBEE1211 | 11/32 | 11/32 | 63 | 10 | 160 | | |
| | BBEE1212 | 3/8 | 3/8 | 63 | 10 | 160 | | |
| | BBEE1215 | 15/32 | 15/32 | 63 | 10 | 160 | | |
| BBEE1218 | 9/16 | 9/16 | 63 | 10 | 160 | | | |
| BBEE1222 | 11/16 | 11/16 | 63 | 10 | 100 | | | |
| BBEE1224 | 3/4 | 3/4 | 63 | 10 | 100 | | | |
| BBEE1226 | 13/16 | 13/16 | 63 | 10 | 100 | | | |
| BBEE1228 | 7/8 | 7/8 | 63 | 10 | 100 | | | |
| 1/2" 12.5mm sq. | BBEE1610 | 5/16 | 5/16 | 77 | 10 | 160 | | |
| | BBEE1611 | 11/32 | 11/32 | 77 | 10 | 160 | | |
| | BBEE1612 | 3/8 | 3/8 | 77 | 10 | 160 | | |
| | BBEE1614 | 7/16 | 7/16 | 77 | 10 | 160 | | |
| | BBEE1615 | 15/32 | 15/32 | 77 | 10 | 160 | | |
| | BBEE1618 | 9/16 | 9/16 | 77 | 10 | 160 | | |
| | BBEE1619 | 19/32 | 19/32 | 77 | 10 | 100 | | |
| | BBEE1620 | 5/8 | 5/8 | 77 | 10 | 100 | | |
| | BBEE1621 | 21/32 | 21/32 | 77 | 10 | 100 | | |
| | BBEE1622 | 11/16 | 11/16 | 77 | 10 | 100 | | |
| BBEE1624 | 3/4 | 3/4 | 77 | 10 | 100 | | | |
| BBEE1625 | 25/32 | 25/32 | 77 | 5 | 80 | | | |
| BBEE1626 | 13/16 | 13/16 | 77 | 5 | 80 | | | |
| BBEE1628 | 7/8 | 7/8 | 77 | 5 | 80 | | | |
| BBEE1634 | 1-1/16 | 1-1/16 | 77 | 5 | 50 | | | |
| BBEE1636 | 1-1/8 | 1-1/8 | 77 | 5 | 50 | | | |
| BBEE1638 | 1-3/16 | 1-3/16 | 77 | 5 | 40 | | | |
| BBEE1640 | 1-1/4 | 1-1/4 | 77 | 5 | 40 | | | |

METRIC Satin Chrome Finished

| DRIVE | ITEM NO. | SIZE | SIZE(mm) | L(mm) | 10 | 15 | 20 | 360 |
|-------------------|----------|------|----------|-------|-----|-----|----|-----|
| 1/4" 6.3mm sq. | BAAE0804 | 4 | 4 | 50 | 20 | 360 | | |
| | BAAE084E | 4.5 | 4.5 | 50 | 20 | 360 | | |
| | BAAE0805 | 5 | 5 | 50 | 20 | 360 | | |
| | BAAE0806 | 5.5 | 5.5 | 50 | 20 | 360 | | |
| | BAAE0807 | 6 | 6 | 50 | 20 | 360 | | |
| | BAAE0808 | 7 | 7 | 50 | 20 | 360 | | |
| | BAAE0809 | 8 | 8 | 50 | 20 | 360 | | |
| | BAAE0810 | 9 | 9 | 50 | 20 | 320 | | |
| | BAAE0811 | 10 | 10 | 50 | 20 | 320 | | |
| | BAAE0812 | 11 | 11 | 50 | 20 | 320 | | |
| | BAAE0813 | 12 | 12 | 50 | 20 | 320 | | |
| | BAAE0814 | 13 | 13 | 50 | 20 | 320 | | |
| | BAAE0814 | 14 | 14 | 50 | 20 | 320 | | |
| | BAAE1206 | 6 | 6 | 63 | 20 | 320 | | |
| BAAE1207 | 7 | 7 | 63 | 20 | 320 | | | |
| BAAE1208 | 8 | 8 | 63 | 20 | 320 | | | |
| BAAE1209 | 9 | 9 | 63 | 10 | 160 | | | |
| BAAE1210 | 10 | 10 | 63 | 10 | 160 | | | |
| BAAE1211 | 11 | 11 | 63 | 10 | 160 | | | |
| BAAE1212 | 12 | 12 | 63 | 10 | 160 | | | |
| BAAE1213 | 13 | 13 | 63 | 10 | 160 | | | |
| BAAE1214 | 14 | 14 | 63 | 10 | 160 | | | |
| BAAE1215 | 15 | 15 | 63 | 10 | 160 | | | |
| BAAE1216 | 16 | 16 | 63 | 10 | 160 | | | |
| BAAE1217 | 17 | 17 | 63 | 10 | 160 | | | |
| BAAE1218 | 18 | 18 | 63 | 10 | 100 | | | |
| BAAE1219 | 19 | 19 | 63 | 10 | 100 | | | |
| BAAE1220 | 20 | 20 | 63 | 10 | 100 | | | |
| BAAE1221 | 21 | 21 | 63 | 10 | 100 | | | |
| BAAE1222 | 22 | 22 | 63 | 10 | 100 | | | |

Mirror / Satin Chrome Finished

| DRIVE | ITEM NO. | SIZE | SIZE(mm) | L(mm) | 10 | 15 | 20 | 360 |
|--------------------|----------|------|----------|-------|----|-----|----|-----|
| 1/2" 12.5mm sq. | BAAE1608 | 8 | 8 | 77 | 10 | 160 | | |
| | BAAE1609 | 9 | 9 | 77 | 10 | 160 | | |
| | BAAE1610 | 10 | 10 | 77 | 10 | 160 | | |
| | BAAE1611 | 11 | 11 | 77 | 10 | 160 | | |
| | BAAE1612 | 12 | 12 | 77 | 10 | 160 | | |
| | BAAE1613 | 13 | 13 | 77 | 10 | 160 | | |
| | BAAE1614 | 14 | 14 | 77 | 10 | 160 | | |
| | BAAE1615 | 15 | 15 | 77 | 10 | 100 | | |
| | BAAE1616 | 16 | 16 | 77 | 10 | 100 | | |
| | BAAE1617 | 17 | 17 | 77 | 10 | 100 | | |
| | BAAE1618 | 18 | 18 | 77 | 10 | 100 | | |
| | BAAE1619 | 19 | 19 | 77 | 10 | 100 | | |
| | BAAE1620 | 20 | 20 | 77 | 5 | 80 | | |
| | BAAE1621 | 21 | 21 | 77 | 5 | 80 | | |
| | BAAE1622 | 22 | 22 | 77 | 5 | 80 | | |
| | BAAE1623 | 23 | 23 | 77 | 5 | 50 | | |
| | BAAE1624 | 24 | 24 | 77 | 5 | 50 | | |
| | BAAE1625 | 25 | 25 | 77 | 5 | 50 | | |
| BAAE1626 | 26 | 26 | 77 | 5 | 50 | | | |
| BAAE1627 | 27 | 27 | 77 | 5 | 50 | | | |
| BAAE1628 | 28 | 28 | 77 | 5 | 50 | | | |
| BAAE1629 | 29 | 29 | 77 | 5 | 50 | | | |
| BAAE1630 | 30 | 30 | 77 | 5 | 40 | | | |
| BAAE1632 | 32 | 32 | 77 | 5 | 40 | | | |



12PT Sockets

CR-V DIN3124



METRIC Satin Chrome Finished

| DRIVE | ITEM NO. | SIZE | SIZE(mm) | L(mm) | 10 | 15 | 20 | 360 |
|-------------------|-----------|------|----------|-------|-----|-----|----|-----|
| 1/4" 6.3mm sq. | BAEB0804 | 4 | 4 | 25 | 30 | 540 | | |
| | BAEB084E | 4.5 | 4.5 | 25 | 30 | 540 | | |
| | BAEB0805 | 5 | 5 | 25 | 30 | 540 | | |
| | BAEB0805E | 5.5 | 5.5 | 25 | 30 | 540 | | |
| | BAEB0806 | 6 | 6 | 25 | 30 | 540 | | |
| | BAEB0807 | 7 | 7 | 25 | 30 | 540 | | |
| | BAEB0808 | 8 | 8 | 25 | 20 | 360 | | |
| | BAEB0809 | 9 | 9 | 25 | 20 | 360 | | |
| | BAEB0810 | 10 | 10 | 25 | 20 | 360 | | |
| | BAEB0811 | 11 | 11 | 25 | 10 | 180 | | |
| | BAEB0812 | 12 | 12 | 25 | 10 | 180 | | |
| | BAEB0813 | 13 | 13 | 25 | 10 | 180 | | |
| | BAEB0814 | 14 | 14 | 25 | 10 | 180 | | |
| | BAEB1206 | 6 | 6 | 28 | 15 | 270 | | |
| BAEB1207 | 7 | 7 | 28 | 15 | 270 | | | |
| BAEB1208 | 8 | 8 | 28 | 15 | 270 | | | |
| BAEB1209 | 9 | 9 | 28 | 15 | 270 | | | |
| BAEB1210 | 10 | 10 | 28 | 15 | 270 | | | |
| BAEB1211 | 11 | 11 | 28 | 15 | 270 | | | |
| BAEB1212 | 12 | 12 | 28 | 15 | 270 | | | |
| BAEB1213 | 13 | 13 | 28 | 10 | 180 | | | |
| BAEB1214 | 14 | 14 | 28 | 10 | 180 | | | |
| BAEB1215 | 15 | 15 | 28 | 10 | 160 | | | |
| BAEB1216 | 16 | 16 | 30 | 10 | 160 | | | |
| BAEB1217 | 17 | 17 | 30 | 10 | 160 | | | |
| BAEB1218 | 18 | 18 | 30 | 10 | 160 | | | |
| BAEB1219 | 19 | 19 | 30 | 10 | 160 | | | |
| BAEB1220 | 20 | 20 | 30 | 10 | 160 | | | |
| BAEB1221 | 21 | 21 | 30 | 10 | 160 | | | |
| BAEB1222 | 22 | 22 | 30 | 10 | 160 | | | |
| BAEB1224 | 24 | 24 | 30 | 10 | 160 | | | |

Mirror / Satin Chrome Finished

| DRIVE | ITEM NO. | SIZE | SIZE(mm) | L(mm) | 10 | 15 | 20 | 360 |
|--------------------|----------|------|----------|-------|----|-----|----|-----|
| 1/2" 12.5mm sq. | BAEB1608 | 8 | 8 | 38 | 15 | 240 | | |
| | BAEB1609 | 9 | 9 | 38 | 15 | 240 | | |
| | BAEB1610 | 10 | 10 | 38 | 15 | 240 | | |
| | BAEB1611 | 11 | 11 | 38 | 15 | 240 | | |
| | BAEB1612 | 12 | 12 | 38 | 15 | 240 | | |
| | BAEB1613 | 13 | 13 | 38 | 15 | 240 | | |
| | BAEB1614 | 14 | 14 | 38</ | | | | |

12PT Sockets

CR-V DIN3124



11PCS

1/2" DR. 12PT Socket Rail Set

Mirror Polished

| ITEM NO. | CONTENTS |
|----------|---|
| GBAQ1102 | 11 BBEB1612-1632 3/8", 7/16", 1/2", 9/16", 5/8", 11/16", 3/4", 13/16", 7/8", 15/16", 1" |

13PCS

3/8" DR. 12PT Socket Rail Set

Mirror Polished

| ITEM NO. | CONTENTS |
|----------|--|
| GBAQ1301 | 13 BBEB1208-1228 1/4", 5/16", 11/32", 3/8", 7/16", 1/2", 9/16", 19/32", 5/8", 11/16", 3/4", 13/16", 7/8" |

Mirror Polished

| SAE DRIVE | ITEM NO. | SIZE (inch) | L (mm) |
|-----------------|----------|-------------|-----------|
| 1/4" 6.3mm sq. | BBEB0806 | 3/16 | 25 30 540 |
| | BBEB0807 | 7/32 | 25 30 540 |
| | BBEB0808 | 1/4 | 25 30 540 |
| | BBEB0809 | 9/32 | 25 30 540 |
| | BBEB0810 | 5/16 | 25 20 360 |
| | BBEB0811 | 11/32 | 25 20 360 |
| | BBEB0812 | 3/8 | 25 20 360 |
| | BBEB0814 | 7/16 | 25 10 180 |
| | BBEB0816 | 1/2 | 25 10 180 |
| | BBEB0818 | 9/16 | 25 10 180 |
| 3/8" 10mm sq. | BBEB1208 | 1/4 | 28 15 270 |
| | BBEB1210 | 5/16 | 28 15 270 |
| | BBEB1211 | 11/32 | 28 15 270 |
| | BBEB1212 | 3/8 | 28 15 270 |
| | BBEB1214 | 7/16 | 28 15 270 |
| | BBEB1216 | 1/2 | 28 10 180 |
| | BBEB1218 | 9/16 | 28 10 180 |
| | BBEB1219 | 19/32 | 28 10 160 |
| | BBEB1220 | 5/8 | 30 10 160 |
| | BBEB1222 | 11/16 | 30 10 160 |
| | BBEB1224 | 3/4 | 30 10 160 |
| | BBEB1226 | 13/16 | 30 10 160 |
| | BBEB1228 | 7/8 | 30 10 160 |
| 1/2" 12.5mm sq. | BBEB1610 | 5/16 | 38 15 240 |
| | BBEB1612 | 3/8 | 38 15 240 |
| | BBEB1614 | 7/16 | 38 15 240 |
| | BBEB1616 | 1/2 | 38 15 240 |
| | BBEB1618 | 9/16 | 38 15 240 |
| | BBEB1619 | 19/32 | 38 15 240 |
| | BBEB1620 | 5/8 | 38 15 240 |
| | BBEB1622 | 11/16 | 38 10 160 |
| | BBEB1624 | 3/4 | 38 10 160 |
| | BBEB1625 | 25/32 | 38 10 160 |
| | BBEB1626 | 13/16 | 38 10 160 |
| | BBEB1628 | 7/8 | 40 10 160 |
| | BBEB1630 | 15/16 | 40 10 100 |
| | BBEB1632 | 1 | 42 10 100 |
| | BBEB1634 | 1-1/16 | 44 10 100 |
| | BBEB1636 | 1-1/8 | 44 10 100 |
| | BBEB1638 | 1-3/16 | 45 10 100 |
| | BBEB1640 | 1-1/4 | 45 10 100 |
| 3/4" 20mm sq. | BBEB2424 | 3/4 | 50 5 80 |
| | BBEB2426 | 13/16 | 50 5 80 |
| | BBEB2428 | 7/8 | 50 5 80 |
| | BBEB2430 | 15/16 | 51 5 80 |
| | BBEB2432 | 1 | 52 5 40 |
| | BBEB2434 | 1-1/16 | 52 5 40 |
| | BBEB2436 | 1-1/8 | 52 5 40 |
| | BBEB2438 | 1-3/16 | 54 5 40 |
| | BBEB2440 | 1-1/4 | 56 5 40 |
| | BBEB2442 | 1-5/16 | 56 5 40 |
| | BBEB2444 | 1-3/8 | 58 5 40 |
| | BBEB2446 | 1-7/16 | 58 5 40 |
| | BBEB2448 | 1-1/2 | 60 5 40 |
| | BBEB2452 | 1-5/8 | 64 2 16 |
| | BBEB2454 | 1-11/16 | 64 2 16 |
| | BBEB2456 | 1-3/4 | 66 2 16 |
| | BBEB2460 | 1-7/8 | 70 2 16 |
| | BBEB2464 | 2 | 72 2 16 |



12PT Deep Sockets

CR-V DIN3124



Mirror Polished

| METRIC DRIVE | ITEM NO. | SIZE (mm) | L (mm) |
|-----------------|----------|-----------|-----------|
| 1/4" 6.3mm sq. | BAEF0806 | 6 | 50 20 360 |
| | BAEF0807 | 7 | 50 20 360 |
| | BAEF0808 | 8 | 50 20 360 |
| | BAEF0809 | 9 | 50 20 320 |
| | BAEF0810 | 10 | 50 20 320 |
| | BAEF0811 | 11 | 50 20 320 |
| | BAEF0812 | 12 | 50 20 320 |
| | BAEF0813 | 13 | 50 20 320 |
| 3/8" 10mm sq. | BAEF1206 | 6 | 63 20 320 |
| | BAEF1207 | 7 | 63 20 320 |
| | BAEF1208 | 8 | 63 20 320 |
| | BAEF1209 | 9 | 63 10 160 |
| | BAEF1210 | 10 | 63 10 160 |
| | BAEF1211 | 11 | 63 10 160 |
| | BAEF1212 | 12 | 63 10 160 |
| | BAEF1213 | 13 | 63 10 160 |
| | BAEF1214 | 14 | 63 10 160 |
| | BAEF1215 | 15 | 63 10 160 |
| | BAEF1216 | 16 | 63 10 160 |
| | BAEF1217 | 17 | 63 10 160 |
| | BAEF1218 | 18 | 63 10 100 |
| | BAEF1219 | 19 | 63 10 100 |
| | BAEF1220 | 20 | 63 10 100 |
| | BAEF1221 | 21 | 63 10 100 |
| | BAEF1222 | 22 | 63 10 100 |
| 1/2" 12.5mm sq. | BAEF1608 | 8 | 77 10 160 |
| | BAEF1609 | 9 | 77 10 160 |
| | BAEF1610 | 10 | 77 10 160 |
| | BAEF1611 | 11 | 77 10 160 |
| | BAEF1612 | 12 | 77 10 160 |
| | BAEF1613 | 13 | 77 10 160 |
| | BAEF1614 | 14 | 77 10 160 |
| | BAEF1615 | 15 | 77 10 100 |
| | BAEF1616 | 16 | 77 10 100 |
| | BAEF1617 | 17 | 77 10 100 |
| | BAEF1618 | 18 | 77 10 100 |
| | BAEF1619 | 19 | 77 10 100 |
| | BAEF1620 | 20 | 77 5 80 |
| | BAEF1621 | 21 | 77 5 80 |
| | BAEF1622 | 22 | 77 5 80 |
| | BAEF1623 | 23 | 77 5 50 |
| | BAEF1624 | 24 | 77 5 50 |
| | BAEF1626 | 26 | 77 5 50 |
| | BAEF1627 | 27 | 77 5 50 |
| | BAEF1628 | 28 | 77 5 50 |
| | BAEF1629 | 29 | 77 5 50 |
| | BAEF1630 | 30 | 77 5 40 |
| | BAEF1632 | 32 | 77 5 40 |

13PCS

3/8" DR. 12PT Deep Socket Rail Set

Mirror Polished

| ITEM NO. | CONTENTS |
|----------|---|
| GAAQ1313 | 13 BAEF1207-1221 7, 8, 9, 10, 11, 12, 13, 14, 15, 16, 17, 19, 21 |

11PCS

1/2" DR. 12PT Deep Socket Rail Set



Satin Chrome Finished

| ITEM NO. | CONTENTS |
|----------|--|
| GAAQ1105 | 11 BAEF1610-1622 10, 11, 12, 13, 14, 15, 16, 17, 19, 21, 22 |

12PT Deep Sockets

CR-V DIN3124



Mirror Polished

| SAE DRIVE | ITEM NO. | SIZE (inch) | L (mm) |
|----------------|----------|-------------|-----------|
| 1/4" 6.3mm sq. | BBEF0806 | 3/16 | 50 20 360 |
| | BBEF0807 | 7/32 | 50 20 360 |
| | BBEF0808 | 1/4 | 50 20 360 |
| | BBEF0809 | 9/32 | 50 20 360 |
| | BBEF0810 | 5/16 | 50 20 360 |
| | BBEF0811 | 11/32 | 50 20 320 |
| | BBEF0812 | 3/8 | 50 20 320 |
| | BBEF0814 | 7/16 | 50 20 320 |
| | BBEF0816 | 1/2 | 50 20 320 |
| | BBEF0818 | 9/16 | 50 20 320 |
| 3/8" 10mm sq. | BBEF1208 | 1/4 | 63 20 320 |
| | BBEF1210 | 5/16 | 63 20 320 |
| | BBEF1212 | 3/8 | 63 10 160 |
| | BBEF1214 | 7/16 | 63 10 160 |
| | BBEF1216 | 1/2 | 63 10 160 |
| | BBEF1218 | 9/16 | 63 10 160 |
| | BBEF1220 | 5/8 | 63 10 160 |
| | BBEF1222 | 11/16 | 63 10 100 |
| | BBEF1224 | 3/4 | 63 10 100 |
| | BBEF1226 | 13/16 | 63 10 100 |
| | BBEF1228 | 7/8 | 63 10 100 |

10PCS

1/4" DR. 12PT Deep Socket Rail Set



Mirror Polished

| ITEM NO. | CONTENTS |
|----------|---|
| GBAR1001 | 10 BBEF0806-0818 3/16", 7/32", 1/4", 9/32", 5/16", 11/32", 3/8", 7/16", 1/2", 9/16" |

11PCS

3/8" DR. 12PT Deep Socket Rail Set



Mirror Polished

| ITEM NO. | CONTENTS |
|----------|--|
| GBAQ1101 | 11 BBEF1208-1228 1/4", 5/16", 3/8", 7/16", 1/2", 9/16", 5/8", 11/16", 3/4", 13/16", 7/8" |

Star Sockets

CR-V DIN3120



Satin Chrome Finished

| DRIVE | ITEM NO. | SIZE | L (mm) |
|-----------------|----------|------|-----------|
| 1/4" 6.3mm sq. | BAED0804 | E4 | 25 30 540 |
| | BAED0805 | E5 | 25 30 540 |
| | BAED0806 | E6 | 25 30 540 |
| | BAED0807 | E7 | 25 30 540 |
| | BAED0808 | E8 | 25 30 540 |
| | BAED0810 | E10 | 25 20 360 |
| 3/8" 10mm sq. | BAED1208 | E8 | 28 15 270 |
| | BAED1210 | E10 | 28 15 270 |
| | BAED1211 | E11 | 28 15 270 |
| | BAED1212 | E12 | 28 15 270 |
| | BAED1214 | E14 | 28 10 180 |
| | BAED1216 | E16 | 28 10 180 |
| | BAED1218 | E18 | 28 10 160 |
| | BAED1220 | E20 | 28 10 160 |
| 1/2" 12.5mm sq. | BAED1608 | E8 | 38 15 240 |
| | BAED1610 | E10 | 38 15 240 |
| | BAED1611 | E11 | 38 15 240 |
| | BAED1612 | E12 | 38 15 240 |
| | BAED1614 | E14 | 38 15 240 |
| | BAED1616 | E16 | 38 15 240 |
| | BAED1618 | E18 | 38 15 240 |
| | BAED1620 | E20 | 38 15 240 |
| | BAED1622 | E22 | 38 10 160 |
| | BAED1624 | E24 | 38 10 160 |

8PCS

3/8" DR. Star Socket Rail Set



Satin Chrome Finished

| ITEM NO. | CONTENTS |
|----------|--|
| GAAQ0802 | 8 BAED1208-1220 E8, E10, E11, E12, E14, E16, E18, E20 |

7PCS

1/2" DR. Star Socket Rail Set



Satin Chrome Finished

| ITEM NO. | CONTENTS |
|----------|--|
| GAAQ0704 | 7 BAED1610-1624 E10, E12, E14, E16, E18, E20, E24 |

9PCS

1/2" DR. Star Socket Rail Set



Satin Chrome Finished

| ITEM NO. | CONTENTS |
|----------|---|
| GAAQ0901 | 9 BAED1610-1624 E10, E11, E12, E14, E16, E18, E20, E22, E24 |

14PCS

1/4", 3/8" & 1/2" DR. Star Socket Rail Set



Satin Chrome Finished

| ITEM NO. | CONTENTS |
|----------|--|
| GAAQ1402 | 14 BAED0804-0808 1/4" Dr. - E4, E5, E6, E7, E8 3/8" Dr. - E10, E11, E12, E14 1/2" Dr. - E16, E18, E20, E22, E24 |

Deep Star Sockets

CR-V DIN3120



Satin Chrome Finished

| DRIVE | ITEM NO. | SIZE | L (mm) |
|----------------|----------|------|-----------|
| 1/4" 6.3mm sq. | BAEH0804 | E4 | 50 20 360 |
| | BAEH0805 | E5 | 50 20 360 |
| | BAEH0806 | E6 | 50 20 360 |
| | BAEH0807 | E7 | 50 20 360 |
| | BAEH0808 | E8 | 50 15 270 |
| | BAEH0810 | E10 | 50 15 270 |
| 3/8" 10mm sq. | BAEH1610 | E10 | 77 10 160 |
| | BAEH1612 | E12 | 77 10 160 |
| | BAEH1614 | E14 | 77 10 160 |
| | BAEH1616 | E16 | 77 10 100 |
| | BAEH1618 | E18 | 77 10 100 |
| | BAEH1620 | E20 | 77 5 80 |

TOPTUL Flexible Universal Sockets



3/8" DR. 12PT Flexible Universal Sockets

CR-V ASME B107.110 DIN3124




Satin Chrome Finished

| ITEM NO. | SIZE(mm) | L(mm) | Hand | Box |
|----------|----------|-------|------|-----|
| BAAL1210 | 10 | 50 | 10 | 160 |
| BAAL1211 | 11 | 51 | 10 | 160 |
| BAAL1212 | 12 | 51 | 10 | 160 |
| BAAL1213 | 13 | 52 | 10 | 160 |
| BAAL1214 | 14 | 52 | 10 | 160 |
| BAAL1215 | 15 | 55 | 10 | 160 |
| BAAL1216 | 16 | 55 | 10 | 160 |
| BAAL1217 | 17 | 56 | 10 | 100 |
| BAAL1218 | 18 | 56 | 10 | 100 |
| BAAL1219 | 19 | 58 | 10 | 100 |

| ITEM NO. | SIZE(inch) | L(mm) | Hand | Box |
|----------|------------|-------|------|-----|
| BBAL1212 | 3/8 | 50 | 10 | 160 |
| BBAL1214 | 7/16 | 51 | 10 | 160 |
| BBAL1216 | 1/2 | 52 | 10 | 160 |
| BBAL1218 | 9/16 | 52 | 10 | 160 |
| BBAL1220 | 5/8 | 55 | 10 | 160 |
| BBAL1222 | 11/16 | 56 | 10 | 100 |
| BBAL1224 | 3/4 | 58 | 10 | 100 |

10PCS 3/8" DR. 12PT Flexible Universal Socket Rail Set



Satin Chrome Finished

| ITEM NO. | CONTENTS | Hand | Box |
|----------|------------------|----------|-----|
| GAAG1004 | 10 BAAL1210-1219 | 10 (SET) | |

7PCS 3/8" DR. 12PT Flexible Universal Socket Rail Set



Satin Chrome Finished

| ITEM NO. | CONTENTS | Hand | Box |
|----------|-----------------|----------|-----|
| GBAG0701 | 7 BBAL1212-1224 | 15 (SET) | |

3PCS Palm Ratchet Set



| ITEM NO. | CONTENTS | Hand | Box |
|----------|-----------------|----------|-----|
| GAAR0302 | 3 CAUB0826-1633 | 30 (SET) | |

Palm Ratchet

- Made of Chrome Vanadium Steel Material (CR-V DIN 3120)
- Palm control design
- Knurled edges for a non-slip grip
- 52 teeth gear action
- Slim design for use in confined spaces
- Ratchet mechanism: Forward / Reverse



| DRIVE | ITEM NO. | D(mm) | L(mm) | Hand | Box |
|-------|----------|-------|-------|------|-----|
| 1/4" | CAUB0826 | 31.5 | 25.5 | 30 | 240 |
| 3/8" | CAUB1229 | 31.5 | 28.5 | 30 | 240 |
| 1/2" | CAUB1633 | 31.5 | 32.5 | 30 | 240 |

1/4" DR. Finger Ratchet & Bit Driver

- Palm control design
- 3 position, reversible ratchet mechanism: Forward / Lock / Reverse
- High torque performance: 350 kgf-cm
- 36 teeth gear action
- Internal retaining clip hold bit securely in place
- Contoured grip for comfort and power
- Designed to use in confined spaces
- Material: Anodized Aluminum Color Grip

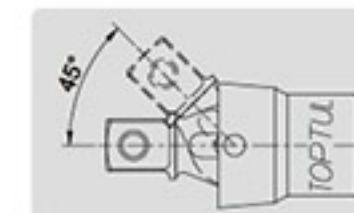


| DRIVE | ITEM NO. | L(mm) | Hand | Box |
|-------------|----------|-------|------|-----|
| 1/4" x 1/4" | CAUA0808 | 33.5 | 10 | 80 |



45° Universal Ball Joint

- Ball-shaped design allows for smooth rotation and high torque (CR-V DIN3123 ISO 3316)
- Short pattern design with 45° action angle

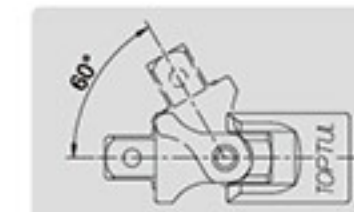


Satin Chrome Finished

| DRIVE | ITEM NO. | L(mm) | Hand | Box |
|-------|----------|-------|------|-----|
| 1/4" | CAHD0834 | 34.5 | 10 | 180 |
| 3/8" | CAHD1246 | 46 | 10 | 160 |
| 1/2" | CAHD1662 | 62 | 10 | 100 |

Super-Torque Universal Joint

- With new construction design to provide higher working performance than traditional type (CR-V DIN3123 ISO 3316)
- 60° action angle

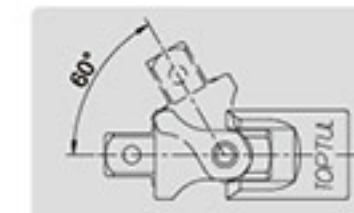


Satin Chrome Finished

| DRIVE | ITEM NO. | L(mm) | Hand | Box |
|-------|----------|-------|------|-----|
| 1/4" | CAHK0840 | 35 | 10 | 180 |
| 3/8" | CAHK1254 | 52 | 10 | 160 |
| 1/2" | CAHK1678 | 68 | 10 | 100 |

Universal Joint

- 60° action angle (CR-V DIN3123 ISO 3316)



Mirror / Satin Chrome Finished


| DRIVE | ITEM NO. | L(mm) | Hand | Box |
|-------|----------|-------|------|-----|
| 1/4" | CAHA0840 | 39 | 10 | 180 |
| 3/8" | CAHA1254 | 54 | 10 | 160 |
| 1/2" | CAHA1678 | 71 | 10 | 100 |

Satin Chrome Finished

| DRIVE | ITEM NO. | L(mm) | Hand | Box |
|-------|----------|-------|------|-----|
| 3/4" | CAHA24A0 | 108 | 5 | 40 |

4PCS Magnetic Insert Adapter Set (CR-MO) (DIN3120)

- Made of heat treated, durable Chrome Molybdenum Alloy Steel
- Ideal for where space is limited or a regular adapter is not suitable
- Additional magnets help ensure the adapters stay attached to the sockets
- Set includes 1/4", 3/8", 1/2", 3/4" female to male drive adapters



Black Phosphate Finished

| ITEM NO. | CONTENTS |
|----------|--|
| GAAR0404 | 4 CAFB0812 Magnetic Insert Adapter 1/4"(F) x 3/8"(M) |
| | 1 CAFB1216 Magnetic Insert Adapter 3/8"(F) x 1/2"(M) |
| | 1 CAFB1624 Magnetic Insert Adapter 1/2"(F) x 3/4"(M) |
| | 1 CAFB2432 Magnetic Insert Adapter 3/4"(F) x 1"(M) |

Magnetic Socket Pick-Up (CR-V) (DIN3120)



Satin Chrome Finished

| DRIVE | ITEM NO. | L(mm) | ⊕ | ⊖ |
|-------|----------|-------|----|-----|
| 1/4" | CAEE0820 | 20 | 30 | 540 |

Adapter (CR-V) (DIN3123)



Mirror / Satin Chrome Finished

| ITEM NO. | DRIVE | L(mm) | ⊕ | ⊖ |
|----------|-------------------|-------|----|-----|
| CAEA0812 | 1/4"(F) x 3/8"(M) | 26 | 20 | 360 |
| CAEA1208 | 3/8"(F) x 1/4"(M) | 25 | 20 | 360 |
| CAEA1216 | 3/8"(F) x 1/2"(M) | 36 | 10 | 180 |
| CAEA1612 | 1/2"(F) x 3/8"(M) | 36 | 10 | 180 |

Satin Chrome Finished

| ITEM NO. | DRIVE | L(mm) | ⊕ | ⊖ |
|----------|-------------------|-------|----|----|
| CAEA1624 | 1/2"(F) x 3/4"(M) | 51 | 10 | 80 |
| CAEA2416 | 3/4"(F) x 1/2"(M) | 57 | 10 | 80 |

Adapter (Knurled Grip) (CR-V) (DIN3123)



Satin Chrome Finished

| ITEM NO. | DRIVE | L(mm) | ⊕ | ⊖ |
|----------|-------------------|-------|----|-----|
| CAEB0812 | 1/4"(F) x 3/8"(M) | 26 | 20 | 360 |
| CAEB1208 | 3/8"(F) x 1/4"(M) | 25 | 20 | 360 |

Mirror Polished

| ITEM NO. | DRIVE | L(mm) | ⊕ | ⊖ |
|----------|-------------------|-------|----|-----|
| CAEB1612 | 1/2"(F) x 3/8"(M) | 36 | 10 | 180 |

3-Way Adapter (CR-V) (DIN3123)



Mirror / Satin Chrome Finished

| ITEM NO. | DRIVE | L(mm) | ⊕ | ⊖ |
|----------|----------------------------|-------|----|-----|
| CAGA1208 | 3/8"(F) x 1/4"(M) x 8.8mm | 28 | 10 | 160 |
| CAGA1216 | 3/8"(F) x 1/2"(M) x 17.2mm | 44 | 10 | 160 |
| CAGA1612 | 1/2"(F) x 3/8"(M) x 12.7mm | 40 | 10 | 160 |

Satin Chrome Finished

| ITEM NO. | DRIVE | L(mm) | ⊕ | ⊖ |
|----------|----------------------|-------|---|----|
| CAGA3232 | 1"(F) x 1"(M) x 34mm | 74 | 5 | 40 |

Ratchet Unit (CR-MO) (DIN3120)



72 Gears / Satin Chrome Finished

| DRIVE | ITEM NO. | L(mm) | ⊕ | ⊖ |
|-------|----------|-------|----|----|
| 3/8" | CAQA1255 | 56 | 10 | 80 |

Spark Plug Sockets (CR-V) (DIN3120)



Dual Finished

| DRIVE | ITEM NO. | SIZE (mm) | D (mm) | L (mm) | ⊕ | ⊖ |
|-------|----------|-----------|--------|--------|----|-----|
| 3/8" | BAAR1216 | 16 | 22 | 65 | 10 | 160 |
| | BAAR1218 | 18 | 26 | 64 | 10 | 80 |
| | BAAR1221 | 21 | 28 | 67 | 10 | 80 |
| 1/2" | BAAR1616 | 16 | 22 | 65 | 10 | 160 |
| | BAAR1621 | 21 | 28 | 67 | 10 | 80 |

Dual Finished

| DRIVE | ITEM NO. | SIZE (inch) | D (mm) | L (mm) | ⊕ | ⊖ |
|-------|----------|-------------|--------|--------|----|----|
| 1/2" | BBAR1626 | 13/16 | 28 | 67 | 10 | 80 |

Magnetic Spark Plug Sockets (CR-V) (DIN3120)



Dual Finished

| DRIVE | ITEM NO. | SIZE (mm) | D (mm) | L (mm) | ⊕ | ⊖ |
|-------|----------|-----------|--------|--------|----|-----|
| 3/8" | BAAT1216 | 16 | 22 | 65 | 10 | 160 |
| | BAAT1221 | 21 | 28 | 67 | 10 | 80 |
| | BAAT1616 | 16 | 22 | 65 | 10 | 160 |
| 1/2" | BAAT1621 | 21 | 28 | 67 | 10 | 80 |

1/2" DR. Magnetic Spark Plug Socket (CR-V) (DIN3120)



Dual Finished

| DRIVE | ITEM NO. | SIZE (mm) | D (mm) | L (mm) | ⊕ | ⊖ |
|-------|----------|-----------|--------|--------|----|-----|
| 1/2" | BAAT1614 | 14 | 21.8 | 77 | 10 | 160 |

1/2" DR. Magnetic Spark Plug Socket (Thin Wall) (CR-V) (DIN3120)



Dual Finished

| DRIVE | ITEM NO. | SIZE (mm) | D (mm) | L (mm) | ⊕ | ⊖ |
|-------|----------|-----------|--------|--------|----|-----|
| 1/2" | BAAV1616 | 16 | 20.7 | 65 | 10 | 160 |

3/8" DR. Spark Plug Socket (Leaf Spring) (CR-V) (DIN3120)



Satin Finished

| DRIVE | ITEM NO. | SIZE (mm) | D (mm) | L (mm) | ⊕ | ⊖ |
|-------|----------|-----------|--------|--------|----|-----|
| 3/8" | BAAX1214 | 14 | 17.5 | 63 | 10 | 160 |

1/2" DR. Spark Plug Socket (Thin Wall) (CR-V) (DIN3120)



Dual Finished

| DRIVE | ITEM NO. | SIZE (mm) | D (mm) | L (mm) | ⊕ | ⊖ |
|-------|----------|-----------|--------|--------|----|-----|
| 1/2" | BAAU1616 | 16 | 20.7 | 65 | 10 | 160 |

1/2" DR. Stud Puller Sockets (CR-V) (DIN3120)



Dual Finished

| DRIVE | ITEM NO. | SIZE (mm) | D (mm) | L (mm) | ⊕ | ⊖ |
|----------|----------|-----------|--------|--------|----|-----|
| | BAAU1606 | 6 | 23.6 | 60 | 10 | 160 |
| 1/2" | BAAU1608 | 8 | 23.6 | 60 | 10 | 160 |
| (12.5mm) | BAAU1610 | 10 | 27.6 | 69 | 10 | 80 |
| | BAAU1612 | 12 | 27.6 | 69 | 10 | 80 |

4PCS 1/2" DR. Stud Puller Socket Set



Dual Finished

| ITEM NO. | CONTENTS |
|----------|--|
| GAAI0401 | 4 1/2" Dr. Stud Puller Sockets 6, 8, 10, 12 mm |

BLOW CASE: W145 x D120 x H48 (mm)

1/2" DR. Damaged Bolt Remover Sockets (CR-MO) (DIN3120)

- Made of Chrome Molybdenum Alloy Steel
- For easy removal of rounded-off, rusted tight or painted-over bolts and nuts



- A unique, reverse spiral flute design provides a positive grip to remove rounded or damaged bolts and nuts



METRIC

| DRIVE | ITEM NO. | SIZE (mm) | L (mm) | ⊕ | ⊖ |
|------------|----------|-----------|--------|----|-----|
| 1/2" | BAAK1610 | 10 | 34 | 20 | 320 |
| | BAAK1611 | 11 | 34 | 20 | 320 |
| | BAAK1612 | 12 | 34 | 20 | 320 |
| 12.5mm sq. | BAAK1613 | 13 | 34 | 20 | 320 |
| | BAAK1614 | 14 | 34 | 15 | 240 |
| | BAAK1615 | 15 | 34 | 15 | 240 |
| | BAAK1616 | 16 | 34 | 15 | 240 |
| | BAAK1617 | 17 | 34 | 15 | 240 |
| | BAAK1618 | 18 | 34 | 10 | 160 |
| | BAAK1619 | 19 | 34 | 10 | 160 |
| | BAAK1621 | 21 | 34 | 10 | 160 |
| | BAAK1622 | 22 | 34 | 10 | 160 |
| | BAAK1624 | 24 | 34 | 10 | 80 |
| | BAAK1627 | 27 | 34 | 10 | 80 |

9PCS 1/2" DR. Damaged Bolt Remover Socket Rail Set




Black Phosphate Finished

| ITEM NO. | CONTENTS |
|----------|-----------------|
| GAAG0903 | 9 BAAK1610-1619 |

Magnetic Aluminum Socket Rail

- Portable socket holder
- Anodized Aluminum rail construction
- Super strong magnet for solid placement
- Holds both standard and deep sockets
- 360° rotatable fasteners



| ITEM NO. | DRIVE | Fastener | L(mm) | ⊕ | ⊖ |
|------------|-------|----------|-------|----|----|
| PBK82B2614 | 1/4" | 14 pcs | 260 | 10 | 60 |
| PBK83B2612 | 3/8" | 12 pcs | 260 | 10 | 60 |
| PBK84B2610 | 1/2" | 10 pcs | 260 | 10 | 60 |



TOPTUL
STANDARD, LONG & EXTRA LONG
BIT SOCKETS

Hex Bit Sockets

CR-V+S2 DIN 7422

METRIC Satin Chrome Finished

| DRIVE | ITEM NO. | SIZE(mm) | L(mm) | ⊕ | ⊖ |
|--------------------|----------|----------|-------|----|-----|
| 1/4" 6.3mm sq. | BCDA082E | 2.5 | 37 | 30 | 540 |
| | BCDA0803 | 3 | 37 | 30 | 540 |
| | BCDA0804 | 4 | 37 | 30 | 540 |
| | BCDA0805 | 5 | 37 | 30 | 540 |
| | BCDA085E | 5.5 | 37 | 30 | 540 |
| | BCDA0806 | 6 | 37 | 30 | 540 |
| | BCDA086E | 6.5 | 37 | 30 | 540 |
| | BCDA0807 | 7 | 37 | 30 | 540 |
| | BCDA0808 | 8 | 37 | 30 | 540 |
| | BCDA0810 | 10 | 37 | 30 | 540 |
| 3/8" 10mm sq. | BCDA1203 | 3 | 48 | 10 | 180 |
| | BCDA1204 | 4 | 48 | 10 | 180 |
| | BCDA1205 | 5 | 48 | 10 | 180 |
| | BCDA1206 | 6 | 48 | 10 | 180 |
| | BCDA1207 | 7 | 48 | 10 | 180 |
| | BCDA1208 | 8 | 48 | 10 | 180 |
| | BCDA1210 | 10 | 48 | 10 | 180 |
| | BCDA1604 | 4 | 55 | 15 | 240 |
| | BCDA1605 | 5 | 55 | 15 | 240 |
| | BCDA1606 | 6 | 55 | 15 | 240 |
| 1/2" 12.5mm sq. | BCDA1607 | 7 | 55 | 15 | 240 |
| | BCDA1608 | 8 | 55 | 15 | 240 |
| | BCDA1609 | 9 | 55 | 10 | 160 |
| | BCDA1610 | 10 | 55 | 10 | 160 |
| | BCDA1612 | 12 | 55 | 10 | 160 |
| | BCDA1614 | 14 | 55 | 10 | 160 |
| | BCDA1617 | 17 | 55 | 10 | 100 |
| | BCDA1619 | 19 | 55 | 10 | 100 |

Hex Bit Sockets

CR-V DIN 7422

METRIC Satin Chrome Finished

| DRIVE | ITEM NO. | SIZE(mm) | L(mm) | ⊕ | ⊖ |
|------------------|----------|----------|-------|---|----|
| 3/4" 20mm sq. | BCDA2414 | 14 | 79 | 5 | 50 |
| | BCDA2417 | 17 | 79 | 5 | 50 |
| | BCDA2419 | 19 | 79 | 5 | 50 |
| | BCDA2422 | 22 | 79 | 5 | 50 |

SAE

Satin Chrome Finished

| DRIVE | ITEM NO. | SIZE(inch) | L(mm) | ⊕ | ⊖ |
|-------------------|----------|------------|-------|----|-----|
| 1/4" 6.3mm sq. | BDDA0804 | 1/8 | 37 | 30 | 540 |
| | BDDA0805 | 5/32 | 37 | 30 | 540 |
| | BDDA0806 | 3/16 | 37 | 30 | 540 |
| | BDDA0807 | 7/32 | 37 | 30 | 540 |
| | BDDA0808 | 1/4 | 37 | 30 | 540 |
| | BDDA1204 | 1/8 | 48 | 10 | 180 |
| | BDDA1205 | 5/32 | 48 | 10 | 180 |
| | BDDA1206 | 3/16 | 48 | 10 | 180 |
| | BDDA1207 | 7/32 | 48 | 10 | 180 |
| | BDDA1208 | 1/4 | 48 | 10 | 180 |
| 3/8" 10mm sq. | BDDA1210 | 5/16 | 48 | 10 | 180 |
| | BDDA1212 | 3/8 | 48 | 10 | 180 |
| | BDDA1608 | 1/4 | 55 | 15 | 240 |
| | BDDA1610 | 5/16 | 55 | 15 | 240 |
| | BDDA1612 | 3/8 | 55 | 10 | 160 |
| | BDDA1614 | 7/16 | 55 | 10 | 160 |
| | BDDA1616 | 1/2 | 55 | 10 | 160 |
| | BDDA1618 | 9/16 | 55 | 10 | 160 |
| | BDDA1620 | 5/8 | 55 | 10 | 100 |
| | BDDA1624 | 3/4 | 55 | 10 | 100 |

Phillips Bit Sockets

CR-V+S2 DIN ISO 8764-1

Satin Chrome Finished

| DRIVE | ITEM NO. | SIZE | L(mm) | ⊕ | ⊖ | |
|-------------------|--------------------|----------|-------|----|-----|-----|
| 1/4" 6.3mm sq. | BCAA08P0 | PH0 | 37 | 30 | 540 | |
| | BCAA08P1 | PH1 | 37 | 30 | 540 | |
| | BCAA08P2 | PH2 | 37 | 30 | 540 | |
| | BCAA08P3 | PH3 | 37 | 30 | 540 | |
| | BCAA08P4 | PH4 | 37 | 30 | 540 | |
| | 3/8" 10mm sq. | BCAA12P1 | PH1 | 48 | 10 | 180 |
| | | BCAA12P2 | PH2 | 48 | 10 | 180 |
| | | BCAA12P3 | PH3 | 48 | 10 | 180 |
| | | BCAA12P4 | PH4 | 48 | 10 | 180 |
| | 1/2" 12.5mm sq. | BCAA16P2 | PH2 | 55 | 10 | 160 |
| BCAA16P3 | | PH3 | 55 | 10 | 160 | |
| BCAA16P4 | | PH4 | 55 | 10 | 160 | |

Slotted Bit Sockets

CR-V+S2 DIN ISO 2380-1

Satin Chrome Finished

| DRIVE | ITEM NO. | SIZE(mm) | L(mm) | ⊕ | ⊖ | |
|-------------------|------------------|----------|---------|----|-----|-----|
| 1/4" 6.3mm sq. | BCCA0803 | 0.5x3 | 37 | 30 | 540 | |
| | BCCA0804 | 0.5x4 | 37 | 30 | 540 | |
| | BCCA084E | 0.6x4.5 | 37 | 30 | 540 | |
| | BCCA085E | 1.0x5.5 | 37 | 30 | 540 | |
| | BCCA0806 | 1.0x6 | 37 | 30 | 540 | |
| | BCCA086E | 1.2x6.5 | 37 | 30 | 540 | |
| | BCCA0807 | 1.2x7 | 37 | 30 | 540 | |
| | BCCA0808 | 1.2x8 | 37 | 30 | 540 | |
| | 3/8" 10mm sq. | BCCA125E | 1.0x5.5 | 48 | 10 | 180 |
| | | BCCA126E | 1.2x6.5 | 48 | 10 | 180 |
| BCCA1208 | | 1.2x8 | 48 | 10 | 180 | |
| BCCA1210 | | 1.6x10 | 48 | 10 | 180 | |
| BCCA1608 | | 1.2x8 | 55 | 10 | 160 | |
| BCCA1610 | | 1.6x10 | 55 | 10 | 160 | |
| BCCA1612 | | 2.0x12 | 55 | 10 | 160 | |
| BCCA1614 | | 2.5x14 | 55 | 10 | 160 | |
| BCCA1616 | | 2.5x16 | 55 | 10 | 160 | |

Pozi Bit Sockets

CR-V+S2 DIN ISO 8764-1

Satin Chrome Finished

| DRIVE | ITEM NO. | SIZE | L(mm) | ⊕ | ⊖ | |
|-------------------|------------------|----------|-------|----|-----|-----|
| 1/4" 6.3mm sq. | BCBA08P0 | P20 | 37 | 30 | 540 | |
| | BCBA08P1 | P21 | 37 | 30 | 540 | |
| | BCBA08P2 | P22 | 37 | 30 | 540 | |
| | BCBA08P3 | P23 | 37 | 30 | 540 | |
| | BCBA08P4 | P24 | 37 | 30 | 540 | |
| | 3/8" 10mm sq. | BCBA12P1 | P21 | 48 | 10 | 180 |
| | | BCBA12P2 | P22 | 48 | 10 | 180 |
| | | BCBA12P3 | P23 | 48 | 10 | 180 |
| | | BCBA12P4 | P24 | 48 | 10 | 180 |

Star Bit Sockets

CR-V+S2

Satin Chrome Finished

| DRIVE | ITEM NO. | SIZE | L(mm) | ⊕ | ⊖ |
|--------------------|----------|------|-------|-----|-----|
| 1/4" 6.3mm sq. | BCFA0806 | T6 | 37 | 30 | 540 |
| | BCFA0807 | T7 | 37 | 30 | 540 |
| | BCFA0808 | T8 | 37 | 30 | 540 |
| | BCFA0809 | T9 | 37 | 30 | 540 |
| | BCFA0810 | T10 | 37 | 30 | 540 |
| | BCFA0815 | T15 | 37 | 30 | 540 |
| | BCFA0820 | T20 | 37 | 30 | 540 |
| | BCFA0825 | T25 | 37 | 30 | 540 |
| | BCFA0827 | T27 | 37 | 30 | 540 |
| | BCFA0830 | T30 | 37 | 30 | 540 |
| 3/8" 10mm sq. | BCFA0835 | T35 | 37 | 30 | 540 |
| | BCFA0840 | T40 | 37 | 20 | 360 |
| | BCFA1215 | T15 | 48 | 10 | 180 |
| | BCFA1220 | T20 | 48 | 10 | 180 |
| | BCFA1225 | T25 | 48 | 10 | 180 |
| | BCFA1227 | T27 | 48 | 10 | 180 |
| | BCFA1230 | T30 | 48 | 10 | 180 |
| | BCFA1240 | T40 | 48 | 10 | 180 |
| | BCFA1245 | T45 | 48 | 10 | 180 |
| | BCFA1250 | T50 | 48 | 10 | 180 |
| 1/2" 12.5mm sq. | BCFA1255 | T55 | 48 | 10 | 180 |
| | BCFA1620 | T20 | 55 | 10 | 160 |
| | BCFA1625 | T25 | 55 | 10 | 160 |
| | BCFA1627 | T27 | 55 | 10 | 160 |
| | BCFA1630 | T30 | 55 | 10 | 160 |
| | BCFA1640 | T40 | 55 | 10 | 160 |
| | BCFA1645 | T45 | 55 | 10 | 160 |
| | BCFA1650 | T50 | 55 | 10 | 160 |
| | BCFA1655 | T55 | 55 | 10 | 160 |
| | BCFA1660 | T60 | 55 | 10 | 160 |
| BCFA1670 | T70 | 55 | 10 | 160 | |

Star Tamperproof Bit Sockets

CR-V+S2

Satin Chrome Finished

| DRIVE | ITEM NO. | SIZE | L(mm) | ⊕ | ⊖ |
|--------------------|----------|------|-------|----|-----|
| 1/4" 6.3mm sq. | BCLA0808 | T8 | 37 | 30 | 360 |
| | BCLA0809 | T9 | 37 | 30 | 360 |
| | BCLA0810 | T10 | 37 | 30 | 360 |
| | BCLA0815 | T15 | 37 | 30 | 360 |
| | BCLA0820 | T20 | 37 | 30 | 360 |
| | BCLA0825 | T25 | 37 | 30 | 360 |
| | BCLA0827 | T27 | 37 | 30 | 360 |
| | BCLA0830 | T30 | 37 | 30 | 360 |
| | BCLA0835 | T35 | 37 | 30 | 360 |
| | BCLA0840 | T40 | 37 | 30 | 360 |
| 3/8" 10mm sq. | BCLA1215 | T15 | 48 | 10 | 180 |
| | BCLA1220 | T20 | 48 | 10 | 180 |
| | BCLA1225 | T25 | 48 | 10 | 180 |
| | BCLA1227 | T27 | 48 | 10 | 180 |
| | BCLA1230 | T30 | 48 | 10 | 180 |
| | BCLA1240 | T40 | 48 | 10 | 180 |
| | BCLA1245 | T45 | 48 | 10 | 180 |
| | BCLA1250 | T50 | 48 | 10 | 180 |
| | BCLA1620 | T20 | 55 | 10 | 160 |
| | BCLA1625 | T25 | 55 | 10 | 160 |
| 1/2" 12.5mm sq. | BCLA1627 | T27 | 55 | 10 | 160 |
| | BCLA1630 | T30 | 55 | 10 | 160 |
| | BCLA1640 | T40 | 55 | 10 | 160 |
| | BCLA1645 | T45 | 55 | 10 | 160 |
| | BCLA1650 | T50 | 55 | 10 | 160 |
| | BCLA1655 | T55 | 55 | 10 | 160 |
| | BCLA1660 | T60 | 55 | 10 | 160 |

Pentacle Bit Sockets

CR-V+S2

Satin Chrome Finished

| DRIVE | ITEM NO. | SIZE | L(mm) | ⊕ | ⊖ |
|--------------------|----------|------|-------|----|-----|
| 1/4" 6.3mm sq. | BCNA0808 | T8 | 37 | 30 | 360 |
| | BCNA0810 | T10 | 37 | 30 | 360 |
| | BCNA0815 | T15 | 37 | 30 | 360 |
| | BCNA0820 | T20 | 37 | 30 | 360 |
| | BCNA0825 | T25 | 37 | 30 | 360 |
| | BCNA0827 | T27 | 37 | 30 | 360 |
| | BCNA0830 | T30 | 37 | 30 | 360 |
| | BCNA0840 | T40 | 37 | 30 | 360 |
| | BCNA1620 | T20 | 55 | 10 | 160 |
| | BCNA1625 | T25 | 55 | 10 | 160 |
| 1/2" 12.5mm sq. | BCNA1627 | T27 | 55 | 10 | 160 |
| | BCNA1630 | T30 | 55 | 10 | 160 |
| | BCNA1640 | T40 | 55 | 10 | 160 |
| | BCNA1645 | T45 | 55 | 10 | 160 |
| | BCNA1650 | T50 | 55 | 10 | 160 |
| | BCNA1655 | T55 | 55 | 10 | 160 |

Spline Bit Sockets

CR-V+S2 DIN 2324

Satin Chrome Finished

| DRIVE | ITEM NO. | SIZE | L(mm) | ⊕ | ⊖ |
|------------------|----------|------|-------|-----|-----|
| 3/8" 10mm sq. | BCHA1205 | M5 | 48 | 10 | 180 |
| | BCHA1206 | M6 | 48 | 10 | 180 |
| | BCHA1208 | M8 | 48 | 10 | 180 |
| | BCHA1210 | M10 | 48 | 10 | 180 |
| | BCHA1605 | M5 | 55 | 15 | 240 |
| | BCHA1606 | M6 | 55 | 15 | 240 |
| | BCHA1608 | M8 | 55 | 15 | 240 |
| | BCHA1610 | M10 | 55 | 15 | 240 |
| | BCHA1612 | M12 | 55 | 15 | 240 |
| | BCHA1614 | M14 | 55 | 10 | 160 |
| BCHA1616 | M16 | 55 | 10 | 100 | |

Ribe Bit Sockets

CR-V+S2

Satin Chrome Finished

| DRIVE | ITEM NO. | SIZE | L(mm) | ⊕ | ⊖ |
|--------------------|----------|------|-------|----|-----|
| 1/2" 12.5mm sq. | BCQA1605 | M5 | 55 | 15 | 240 |
| | BCQA1606 | M6 | 55 | 15 | 240 |
| | BCQA1607 | | | | |

Standard

7PCS
3/8" DR. Hex Bit Socket Rail Set



| ITEM NO. | CONTENTS | Quantity |
|----------|--|----------|
| GAAG0702 | BCDA1203-1210 3/8" Dr. Hex Bit Sockets (48mmL) 3, 4, 5, 6, 7, 8, 10 mm | 15 (SET) |

7PCS
3/8" DR. Hex Bit Socket Rail Set



| ITEM NO. | CONTENTS | Quantity |
|----------|---|----------|
| GBAG0702 | BDDA1204-1212 3/8" Dr. Hex Bit Sockets (48mmL) 1/8", 5/32", 3/16", 7/32", 1/4", 5/16", 3/8" | 15 (SET) |

8PCS
1/4" DR. Star Tamperproof Bit Socket Rail Set



| ITEM NO. | CONTENTS | Quantity |
|----------|---|----------|
| GAAG0809 | BCLA0808-0840 1/4" Dr. Star Tamperproof Bit Sockets (37mmL) T8, T10, T15, T20, T25, T27, T30, T40 | 20 (SET) |

10PCS
1/2" DR. Hex Bit Socket Rail Set



| ITEM NO. | CONTENTS | Quantity |
|----------|---|----------|
| GAAG1005 | BCDA1604-1619 1/2" Dr. Hex Bit Sockets (55mmL) 4, 5, 6, 7, 8, 10, 12, 14, 17, 19 mm | 10 (SET) |

8PCS
1/2" DR. Hex Bit Socket Rail Set



| ITEM NO. | CONTENTS | Quantity |
|----------|--|----------|
| GBAG0801 | BDDA1608-1624 1/2" Dr. Hex Bit Sockets (55mmL) 1/4", 5/16", 3/8", 7/16", 1/2", 9/16", 5/8", 3/4" | 10 (SET) |

9PCS
1/2" DR. Star Tamperproof Bit Socket Rail Set



| ITEM NO. | CONTENTS | Quantity |
|----------|---|----------|
| GAAG0904 | BCLA1620-1660 1/2" Dr. Star Tamperproof Bit Sockets (55mmL) T20, T25, T27, T30, T40, T45, T50, T55, T60 | 10 (SET) |



TOPTUL
Standard Bit Sockets

7PCS
1/2" DR. Spline Bit Socket Rail Set



| ITEM NO. | CONTENTS | Quantity |
|----------|--|----------|
| GAAG0703 | BCHA1605-1616 1/2" Dr. Spline Bit Sockets (55mmL) M5, M6, M8, M10, M12, M14, M16 | 8 (SET) |

8PCS
1/4" DR. Star Bit Socket Rail Set



| ITEM NO. | CONTENTS | Quantity |
|----------|---|----------|
| GAAG0808 | BCFA0808-0840 1/4" Dr. Star Bit Sockets (37mmL) T8, T10, T15, T20, T25, T27, T30, T40 | 20 (SET) |

8PCS
3/8" DR. Star Bit Socket Rail Set



| ITEM NO. | CONTENTS | Quantity |
|----------|--|----------|
| GAAG0804 | BCFA1215-1250 3/8" Dr. Star Bit Sockets (48mmL) T15, T20, T25, T27, T30, T40, T45, T50 | 15 (SET) |

10PCS
1/2" DR. Star Bit Socket Rail Set



| ITEM NO. | CONTENTS | Quantity |
|----------|--|----------|
| GAAG1006 | BCFA1620-1670 1/2" Dr. Star Bit Sockets (55mmL) T20, T25, T27, T30, T40, T45, T50, T55, T60, T70 | 10 (SET) |

10PCS
1/4" & 3/8" DR. Star Bit Socket Rail Set



| ITEM NO. | CONTENTS | Quantity |
|----------|--|----------|
| GAAG1009 | BCFA0810-0830 1/4" Dr. Star Bit Sockets (37mmL) T10, T15, T20, T25, T27, T30 | 15 (SET) |
| | BCFA1240-1255 3/8" Dr. Star Bit Sockets (48mmL) T40, T45, T50, T55 | |

12PCS
1/4" & 1/2" DR. Star Bit Socket Rail Set



| ITEM NO. | CONTENTS | Quantity |
|----------|---|----------|
| GAAG1202 | BCFA0810-0840 1/4" Dr. Star Bit Sockets (37mmL) T10, T15, T20, T25, T27, T30, T40 | 10 (SET) |
| | BCFA1645-1670 1/2" Dr. Star Bit Sockets (55mmL) T45, T50, T55, T60, T70 | |

12PCS
1/4", 3/8" & 1/2" DR. Star Bit Socket Rail Set



| ITEM NO. | CONTENTS | Quantity |
|----------|---|----------|
| GAAG1201 | BCFA0808-0815 1/4" Dr. Star Bit Sockets (37mmL) T8, T10, T15 | 10 (SET) |
| | BCFA1220-1230 3/8" Dr. Star Bit Sockets (48mmL) T20, T25, T27, T30 | |
| | BCFA1640-1660 1/2" Dr. Star Bit Sockets (55mmL) T40, T45, T50, T55, T60 | |

10PCS
1/2" DR. Ribe Bit Socket Rail Set



| ITEM NO. | CONTENTS | Quantity |
|----------|---|----------|
| GAAG1002 | BCQA1605-1616 1/2" Dr. Ribe Bit Sockets (55mmL) M5, M6, M7, M8, M9, M10, M12, M13, M14, M16 | 10 (SET) |

8PCS
1/2" DR. Pentacle Bit Socket Rail Set



| ITEM NO. | CONTENTS | Quantity |
|----------|--|----------|
| GAAG0806 | BCNA1620-1655 1/2" Dr. Pentacle Bit Sockets (55mmL) T20, T25, T27, T30, T40, T45, T50, T55 | 10 (SET) |

8PCS
1/4" DR. Pentacle Bit Socket Rail Set



| ITEM NO. | CONTENTS | Quantity |
|----------|---|----------|
| GAAG0805 | BCNA0808-0840 1/4" Dr. Pentacle Bit Sockets (37mmL) T8, T10, T15, T20, T25, T27, T30, T40 | 20 (SET) |

Hex Bit Sockets

CR-V+S2 DIN 7422



| DRIVE | ITEM NO. | SIZE(mm) | L(mm) | ⊕ | ⊕ |
|--------------------|----------|----------|-------|----|-----|
| 1/2" 12.5mm sq. | BCWA1604 | 4 | 80 | 20 | 160 |
| | BCWA1605 | 5 | 80 | 20 | 160 |
| | BCWA1606 | 6 | 80 | 20 | 160 |
| | BCWA1607 | 7 | 80 | 20 | 160 |
| | BCWA1608 | 8 | 80 | 20 | 160 |
| | BCWA1610 | 10 | 80 | 20 | 160 |
| | BCWA1612 | 12 | 80 | 20 | 160 |
| | BCWA1614 | 14 | 80 | 20 | 160 |
| | BCWA1617 | 17 | 80 | 15 | 120 |

Star Bit Sockets

CR-V+S2



| DRIVE | ITEM NO. | SIZE | L(mm) | ⊕ | ⊕ |
|--------------------|----------|------|-------|----|-----|
| 1/2" 12.5mm sq. | BCXA1620 | T20 | 80 | 20 | 160 |
| | BCXA1625 | T25 | 80 | 20 | 160 |
| | BCXA1627 | T27 | 80 | 20 | 160 |
| | BCXA1630 | T30 | 80 | 20 | 160 |
| | BCXA1640 | T40 | 80 | 20 | 160 |
| | BCXA1645 | T45 | 80 | 20 | 160 |
| | BCXA1650 | T50 | 80 | 20 | 160 |
| | BCXA1655 | T55 | 80 | 20 | 160 |
| | BCXA1660 | T60 | 80 | 20 | 160 |

Hex Bit Sockets

CR-V+S2 DIN 7422



| DRIVE | ITEM NO. | SIZE(mm) | L(mm) | ⊕ | ⊕ |
|--------------------|----------|----------|-------|----|-----|
| 1/2" 12.5mm sq. | BCEA1605 | 5 | 100 | 10 | 160 |
| | BCEA1606 | 6 | 100 | 10 | 160 |
| | BCEA1607 | 7 | 100 | 10 | 160 |
| | BCEA1608 | 8 | 100 | 10 | 160 |

Spline Bit Sockets

CR-V+S2 DIN 2324



| DRIVE | ITEM NO. | SIZE | L(mm) | ⊕ | ⊕ |
|--------------------|----------|------|-------|----|-----|
| 1/2" 12.5mm sq. | BCJA1606 | M6 | 100 | 10 | 160 |
| | BCJA1608 | M8 | 100 | 10 | 160 |
| | BCJA1609 | M9 | 100 | 10 | 160 |
| | BCJA169E | M9.5 | 100 | 10 | 160 |
| | BCJA1610 | M10 | 100 | 10 | 160 |
| | BCJA1612 | M12 | 100 | 10 | 160 |

Spline Bit Sockets

CR-V+S2



| DRIVE | ITEM NO. | SIZE | L(mm) | ⊕ | ⊕ |
|--------------------|----------|------|-------|----|-----|
| 1/2" 12.5mm sq. | BCJD1610 | M10 | 100 | 10 | 160 |
| | BCJD1612 | M12 | 100 | 10 | 160 |
| | BCJD1614 | M14 | 100 | 5 | 80 |

Pentacle Bit Sockets

CR-V+S2



| DRIVE | ITEM NO. | SIZE | L(mm) | ⊕ | ⊕ |
|--------------------|----------|------|-------|----|-----|
| 1/2" 12.5mm sq. | BCOA1620 | T20 | 100 | 10 | 160 |
| | BCOA1625 | T25 | 100 | 10 | 160 |
| | BCOA1627 | T27 | 100 | 10 | 160 |
| | BCOA1630 | T30 | 100 | 10 | 160 |
| | BCOA1640 | T40 | 100 | 10 | 160 |
| | BCOA1645 | T45 | 100 | 10 | 160 |
| | BCOA1650 | T50 | 100 | 10 | 160 |
| | BCOA1655 | T55 | 100 | 10 | 160 |

Ribe Bit Sockets

CR-V+S2



| DRIVE | ITEM NO. | SIZE | L(mm) | ⊕ | ⊕ |
|--------------------|----------|------|-------|----|-----|
| 1/2" 12.5mm sq. | BCRA1605 | M5 | 100 | 10 | 160 |
| | BCRA1606 | M6 | 100 | 10 | 160 |
| | BCRA1607 | M7 | 100 | 10 | 160 |
| | BCRA1608 | M8 | 100 | 10 | 160 |
| | BCRA1609 | M9 | 100 | 10 | 160 |
| | BCRA1610 | M10 | 100 | 10 | 160 |
| | BCRA1612 | M12 | 100 | 10 | 160 |
| | BCRA1613 | M13 | 100 | 10 | 160 |
| | BCRA1614 | M14 | 100 | 10 | 160 |
| | BCRA1616 | M16 | 100 | 10 | 100 |

Ball Point Bit Sockets

CR-V+S2



| DRIVE | ITEM NO. | SIZE(mm) | L(mm) | ⊕ | ⊕ |
|--------------------|----------|----------|-------|----|-----|
| 1/2" 12.5mm sq. | BCPA1605 | 5 | 100 | 10 | 160 |
| | BCPA1606 | 6 | 100 | 10 | 160 |
| | BCPA1607 | 7 | 100 | 10 | 160 |
| | BCPA1608 | 8 | 100 | 10 | 160 |
| | BCPA1610 | 10 | 100 | 10 | 160 |

Star Bit Sockets

CR-V+S2



| DRIVE | ITEM NO. | SIZE | L(mm) | ⊕ | ⊕ |
|--------------------|----------|------|-------|----|-----|
| 1/2" 12.5mm sq. | BCGA1640 | T40 | 120 | 10 | 100 |
| | BCGA1645 | T45 | 120 | 10 | 100 |

Star Tamperproof Bit Sockets

CR-V+S2



| DRIVE | ITEM NO. | SIZE | L(mm) | ⊕ | ⊕ |
|--------------------|----------|------|-------|----|-----|
| 1/2" 12.5mm sq. | BCKA1640 | T40 | 120 | 10 | 100 |
| | BCKA1645 | T45 | 120 | 10 | 100 |
| | BCKA1650 | T50 | 120 | 10 | 100 |

9PCS 1/2" DR. Long Hex Bit Socket Rail Set



8PCS 1/2" DR. Long Pentacle Bit Socket Rail Set



10PCS 1/2" DR. Long Ribe Bit Socket Rail Set



Hex Bit Sockets

CR-V+S2 DIN 7422



| DRIVE | ITEM NO. | SIZE(mm) | L(mm) | ⊕ | ⊕ |
|--------------------|----------|----------|-------|----|-----|
| 1/2" 12.5mm sq. | BCIA1606 | 6 | 140 | 10 | 100 |
| | BCIA1610 | 10 | 140 | 10 | 100 |
| | BCIA1612 | 12 | 140 | 10 | 100 |

Spline Bit Sockets

CR-V+S2



| DRIVE | ITEM NO. | SIZE | L(mm) | ⊕ | ⊕ |
|--------------------|----------|------|-------|----|-----|
| 1/2" 12.5mm sq. | BCMD1610 | M10 | 140 | 10 | 100 |
| | BCMD1612 | M12 | 140 | 10 | 100 |
| | BCMD1614 | M14 | 140 | 5 | 50 |

Star Bit Sockets

CR-V+S2



| DRIVE | ITEM NO. | SIZE | L(mm) | ⊕ | ⊕ |
|--------------------|----------|------|-------|----|-----|
| 1/2" 12.5mm sq. | BCUA1655 | T55 | 140 | 10 | 100 |
| | BCUA1670 | T70 | 140 | 10 | 100 |

Star Tamperproof Bit Sockets

CR-V+S2



| DRIVE | ITEM NO. | SIZE | L(mm) | ⊕ | ⊕ |
|--------------------|----------|------|-------|----|-----|
| 1/2" 12.5mm sq. | BCVA1655 | T55 | 140 | 10 | 100 |
| | BCVA1660 | T60 | 140 | 10 | 100 |

Ball Point Bit Sockets

CR-V+S2



| DRIVE | ITEM NO. | SIZE(mm) | L(mm) | ⊕ | ⊕ |
|--------------------|----------|----------|-------|----|-----|
| 1/2" 12.5mm sq. | BCSA1605 | 5 | 140 | 10 | 100 |
| | BCSA1606 | 6 | 140 | 10 | 100 |
| | BCSA1608 | 8 | 140 | 10 | 100 |
| | BCSA1610 | 10 | 140 | 10 | 100 |

Hex Bit Sockets

CR-V+S2 DIN 7422



| DRIVE | ITEM NO. | SIZE(mm) | L(mm) | ⊕ | ⊕ |
|--------------------|----------|----------|-------|----|-----|
| 1/2" 12.5mm sq. | BCTA1605 | 5 | 180 | 10 | 100 |

One-Piece Stubby Bit Sockets

- Made of high quality SNCM+V Alloy Steel
- Precision machined one-piece construction
- High torque performance
- Manganese phosphate finished
- Stubby model for working in confined spaces
- Hand-operated tool

19.5MM SHORT LENGTH
12.9MM DIAMETER



One-Piece Stubby Phillips Bit Sockets

SNCM+V



| DRIVE | ITEM NO. | SIZE | L (mm) | D (mm) | ⊕ | ⊕ |
|-------------------|----------|------|--------|--------|----|-----|
| 1/4" 6.3mm sq. | BCAB08P1 | PH1 | 19.5 | 12.9 | 50 | 900 |
| | BCAB08P2 | PH2 | 19.5 | 12.9 | 50 | 900 |
| | BCAB08P3 | PH3 | 19.5 | 12.9 | 50 | 900 |

One-Piece Stubby Slotted Bit Sockets

SNCM+V



| DRIVE | ITEM NO. | SIZE (mm) | L (mm) | D (mm) | ⊕ | ⊕ |
|-------------------|----------|-----------|--------|--------|----|-----|
| 1/4" 6.3mm sq. | BCCB0803 | 0.5 x 3 | 19.5 | 12.9 | 50 | 900 |
| | BCCB084E | 0.6 x 4.5 | 19.5 | 12.9 | 50 | 900 |
| | BCCB086E | 1.2 x 6.5 | 19.5 | 12.9 | 50 | 900 |
| | BCCB0808 | 1.2 x 8 | 19.5 | 12.9 | 50 | 900 |

One-Piece Stubby Star Bit Sockets

SNCM+V

| DRIVE | ITEM NO. | SIZE | L (mm) | D (mm) | ⊕ | ⊕ |
|-------------------|----------|------|--------|--------|-----|-----|
| 1/4" 6.3mm sq. | BCFB0806 | T6 | 19.5 | 12.9 | 50 | 900 |
| | BCFB0807 | T7 | 19.5 | 12.9 | 50 | 900 |
| | BCFB0808 | T8 | 19.5 | 12.9 | 50 | 900 |
| | BCFB0809 | T9 | 19.5 | 12.9 | 50 | 900 |
| | BCFB0810 | T10 | 19.5 | 12.9 | 50 | 900 |
| | BCFB0815 | T15 | 19.5 | 12.9 | 50 | 900 |
| | BCFB0820 | T20 | 19.5 | 12.9 | 50 | 900 |
| | BCFB0825 | T25 | 19.5 | 12.9 | 50 | 900 |
| | BCFB0827 | T27 | 19.5 | 12.9 | 50 | 900 |
| | BCFB0830 | T30 | 19.5 | 12.9 | 50 | 900 |
| BCFB0840 | T40 | 19.5 | 12.9 | 50 | 900 | |

One-Piece Stubby Hex Bit Sockets

SNCM+V

| DRIVE | ITEM NO. | SIZE (mm) | L (mm) | D (mm) | ⊕ | ⊕ |
|-------------------|----------|-----------|--------|--------|----|-----|
| 1/4" 6.3mm sq. | BCDB0803 | 3 | 19.5 | 12.9 | 50 | 900 |
| | BCDB0804 | 4 | 19.5 | 12.9 | 50 | 900 |
| | BCDB0805 | 5 | 19.5 | 12.9 | 50 | 900 |
| | BCDB0806 | 6 | 19.5 | 12.9 | 50 | 900 |
| | BCDB0807 | 7 | 19.5 | 12.9 | 50 | 900 |
| | BCDB0808 | 8 | 19.5 | 12.9 | 50 | 900 |

Power Speed Reversible Ratchet Handle Kit

- Innovative ratchet handle design integrated with electric motor for 10-20 times faster working speed when tightening / loosening fasteners
- Bi-directional driving in both powered and manual modes
- Equipped with clutch mechanism to notify user to change over to manual mode when maximum turning torque is reached
- Switch-actuated locking design to prevent unintentional rotation
- Multi-color LED indicator (low battery, over temperature, over current)
- Precision and high torque 60 teeth ratcheting mechanism with hard-wearing construction
- Quick release design allowing firm retention and easy removal of sockets
- Ergonomically anti-slip grip handle
- Kit includes one spare battery

NEW



| Kit Contents | Q'TY |
|----------------------------------|------|
| Cordless Ratchet Wrench | 1 |
| Rechargeable Li-ion Battery Pack | 2 |
| Battery Charger | 1 |
| Adapter | 1 |



3/8" DR

| ITEM NO. | KPEA1236 | 60 Gears |
|---------------------------------------|---|----------|
| SPECIFICATIONS | | |
| Maximum Torque (Manual Mode) | 244 Nm / 180 ft-lb | 5 |
| Maximum Torque (Powered Mode) | 1Nm / 0.74 ft-lb | |
| Free Speed (at DC 3.6V) | 200 / min | |
| Power | Battery Rechargeable Li-ion Battery 3.6V 2000mAh Power Supply AC 100-240V / 50-60Hz Power Consumption DC 5V 2A | |
| Types of Plug Adapter (power charger) | A. (US) E. (EU) | |
| Charging Time Approx. | 45 minutes | |
| Charging Temperature | 0°C - 40°C | |
| Operation Temperature | -20°C - 60°C | |
| Storage Temperature | < 35°C | |
| Overall Length | 11-9/16" / 294 mm | |
| Net Weight | 655 g (with battery) | |
| BLOW CASE: W350 x D217 x H63 (mm) | | |

1/2" DR

| ITEM NO. | KPEA1636 | 60 Gears |
|---------------------------------------|---|----------|
| SPECIFICATIONS | | |
| Maximum Torque (Manual Mode) | 610 Nm / 450 ft-lb | 5 |
| Maximum Torque (Powered Mode) | 1Nm / 0.74 ft-lb | |
| Free Speed (at DC 3.6V) | 200 / min | |
| Power | Battery Rechargeable Li-ion Battery 3.6V 2000mAh Power Supply AC 100-240V / 50-60Hz Power Consumption DC 5V 2A | |
| Types of Plug Adapter (power charger) | A. (US) E. (EU) | |
| Charging Time Approx. | 45 minutes | |
| Charging Temperature | 0°C - 40°C | |
| Operation Temperature | -20°C - 60°C | |
| Storage Temperature | < 35°C | |
| Overall Length | 12-13/32" / 315 mm | |
| Net Weight | 765 g (with battery) | |
| BLOW CASE: W350 x D217 x H63 (mm) | | |

1/4" (H) Locking Flexible Head Mini Reversible Bit Ratchet Handle

- Chrome Vanadium Steel Material
- Fine 60 teeth ratcheting mechanism with hard-wearing construction
- Quick-disk on the drive head allows for quick tightening or loosening of fasteners
- Flex head for accessing hard to reach fastener
- Reversible and micro head profile, ideal for use in confined space
- Multi-Functional Head design, converts bit ratchet handle to L-type or T-type hex key wrench
- For use in combination with FTDF0810



1/4" DR. Mini Reversible Ratchet Handle with Quick Release

- Chrome Vanadium Steel Material (ASME B107.10)
- Fine 60 teeth ratcheting mechanism with hard-wearing construction
- Quick-disk on the drive head allows for quick tightening or loosening of fasteners
- Quick release button ensures firm socket retention and easy socket removal
- Reversible and micro head profile, ideal for use in confined space



| DRIVE | ITEM NO. | L(mm) | 15 | 180 |
|-------|----------|-------|----|-----|
| 1/4" | CHDU0801 | 86.5 | 15 | 180 |

1/4" (H) Mini Reversible Bit Ratchet Handle

- Chrome Vanadium Steel Material
- Fine 60 teeth ratcheting mechanism with hard-wearing construction
- Quick-disk on the drive head allows for quick tightening or loosening of fasteners
- Reversible and micro head profile, ideal for use in confined space



| HEX | ITEM NO. | L(mm) | 15 | 180 |
|------|----------|-------|----|-----|
| 1/4" | CHDV0801 | 86.5 | 15 | 180 |

Mini Swivel-Head Ratchet Handle

- Robust Chrome Molybdenum Steel Ratchet Head (DIN 3120) (DIN 3122)
- Reversible gear drive ratchet mechanism for high torque applications
- 90 teeth ratcheting action only requires a 4-degree swing arc to operate, perfect for close quarters work in tight spots
- 180 degree swivel head design for accessing hard to reach fasteners



| DRIVE | ITEM NO. | L(mm) | 15 | 180 |
|-------|----------|-------|----|-----|
| 1/4" | CHKX0810 | 95 | 15 | 180 |

1/4" DR. Reversible Ratchet Handle with Quick Release (DIN 3122)

- Anti-slip grip handle design
- Improved PP+soft PP material plastic handle for better anti-alkali, acid and corrosion effect



36 Gears / Satin Chrome Finished

| DRIVE | ITEM NO. | L(mm) | ⊕ | ⊖ |
|-------|----------|-------|----|-----|
| 1/4" | S135 | 135 | 10 | 100 |

Stubby Reversible Ratchet Handle with Quick Release (DIN 3122)



45 Gears / Satin Chrome Finished

| DRIVE | ITEM NO. | L(mm) | ⊕ | ⊖ |
|-------|----------|-------|----|----|
| 1/4" | CJDI0812 | 115 | 10 | 80 |
| 3/8" | CJDI1215 | 145 | 5 | 40 |

Stubby Swivel-Head Ratchet with Bit Drives (DIN 3122)



72 Gears / Satin Chrome Finished

| DRIVE | ITEM NO. | L(mm) | ⊕ | ⊖ |
|-----------------|----------|-------|---|----|
| 3/8" x 1/4" (H) | CJOM1216 | 173 | 2 | 32 |

Stubby Swivel-Head Ratchet (DIN 3122)



72 Gears / Satin Chrome Finished

| DRIVE | ITEM NO. | L(mm) | ⊕ | ⊖ |
|-------|----------|-------|---|----|
| 1/2" | CJNM1616 | 173 | 2 | 32 |

Stubby Swivel-Head Ratchet with Dual Drives (DIN 3122)



72 Gears / Satin Chrome Finished

| DRIVE | ITEM NO. | L(mm) | ⊕ | ⊖ |
|-------------|----------|-------|---|----|
| 3/8" x 1/4" | CJMM1216 | 173 | 2 | 32 |
| 1/2" x 1/4" | CJMM1616 | 173 | 2 | 32 |

Rotatory Ratchet Handle with Push-Through mechanism (DIN 3122)

- Chrome Molybdenum Steel Ratchet Head
- Fine 60 teeth ratcheting mechanism with hard-wearing construction
- Unique 360° rotatory handle, ideal for access in confined spaces
- One-way ratcheting mechanism
- Anti-slip bi-component PP+TPR plastic soft grip handle



60 Gears / Mirror Polished

| DRIVE | ITEM NO. | L(mm) | ⊕ | ⊖ |
|-------|----------|-------|---|----|
| 1/4" | CJTV0818 | 180 | 5 | 60 |
| 3/8" | CJTV1224 | 240 | 5 | 30 |
| 1/2" | CJTV1629 | 290 | 5 | 30 |

Gearless Reversible Ratchet Handle with Quick Release (DIN 3122)

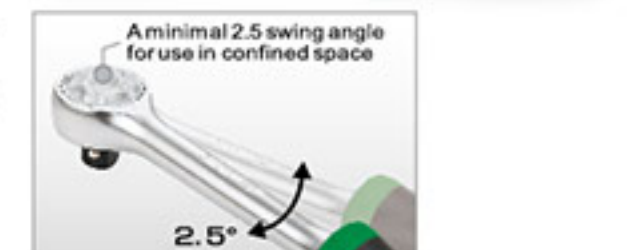


Mirror Polished

| DRIVE | ITEM NO. | L(mm) | ⊕ | ⊖ |
|-------|----------|-------|----|-----|
| 1/4" | CJBT0816 | 155 | 10 | 100 |
| 3/8" | CJBT1220 | 200 | 5 | 40 |
| 1/2" | CJBT1627 | 265 | 5 | 30 |

Reversible Ratchet Handle with Quick Release (DIN 3122)

- Chrome Molybdenum Steel Ratchet Head
- Reversible 72 gear teeth high torque ratchet mechanism
- The Nano-Ratchet dual pawl provides a minimal 2.5° swing angle, ideal for use in confined space
- Quick release button ensures firm socket retention and easy socket removal
- Torque exceeds ANSI and DIN standards



72 Gears / Satin Chrome Finished

| DRIVE | ITEM NO. | L(mm) | ⊕ | ⊖ |
|-------|----------|-------|----|-----|
| 1/4" | CJFM0815 | 145 | 10 | 100 |
| 3/8" | CJFM1220 | 200 | 5 | 40 |
| 1/2" | CJFM1627 | 265 | 5 | 30 |

Curved Reversible Compact-Head Ratchet Handle with Quick Release (DIN 3122)



72 Gears / Satin Chrome Finished

| DRIVE | ITEM NO. | L(mm) | ⊕ | ⊖ |
|-------|----------|-------|----|-----|
| 1/4" | CHJM0815 | 145 | 10 | 100 |
| 3/8" | CHJM1220 | 200 | 5 | 40 |
| 1/2" | CHJM1625 | 250 | 5 | 30 |

Reversible Ratchet Handle with Quick Release (DIN 3122)



36 Gears / Satin Chrome Finished

| DRIVE | ITEM NO. | L(mm) | ⊕ | ⊖ |
|-------|----------|-------|----|-----|
| 1/4" | CJBG0815 | 150 | 10 | 100 |
| 3/8" | CJBG1220 | 200 | 5 | 40 |
| 1/2" | CJBG1627 | 270 | 5 | 30 |

Reversible Ratchet Handle with Quick Release (DIN 3122)



45 Gears / Satin Chrome Finished

| DRIVE | ITEM NO. | L(mm) | ⊕ | ⊖ |
|-------|----------|-------|----|-----|
| 1/4" | CJPI0815 | 145 | 10 | 100 |
| 3/8" | CJPI1220 | 200 | 5 | 40 |
| 1/2" | CJPI1627 | 265 | 5 | 30 |

Reversible Ratchet Handle with Quick Release (DIN 3122)



72 Gears / Satin Chrome Finished

| DRIVE | ITEM NO. | L(mm) | ⊕ | ⊖ |
|-------|----------|-------|----|-----|
| 1/4" | CJBM0815 | 145 | 10 | 100 |
| 3/8" | CJBM1220 | 200 | 5 | 40 |
| 1/2" | CJBM1627 | 265 | 5 | 30 |

Compact Head Reversible Ratchet Handle with Quick Release (DIN 3122)



60 Gears / Satin Chrome Finished

| DRIVE | ITEM NO. | L(mm) | ⊕ | ⊖ |
|-------|----------|-------|----|-----|
| 1/4" | CJSU0815 | 145 | 10 | 100 |
| 3/8" | CJSU1220 | 202 | 5 | 40 |
| 1/2" | CJSU1626 | 262 | 5 | 30 |

REVERSIBLE RATCHET HANDLE WITH QUICK RELEASE



Hard PP + Soft TPR plastic material

Hard PP plastic material

Special anti-slip textured surface Soft PP plastic material

Ergonomic Soft Handle Design

Safety, comfort and practicality are the notable features of this super-grip handle. The special, new developed anti-slip soft PP material on the handle is delicately formed to fit users' palm shapes, so the comfort is doubtless. Moreover, these slip-proof handles can always prevent incidental slip while conducting on-site fastening tasks. TOPTUL Professional Tool truly grasps the power for you.

Reversible Ratchet Handle with Quick Release (DIN 3122)

- Special textured surface on the handle for anti-slip and effective grip
- Improved PP+soft PP material plastic handle for better anti-alkali, acid and corrosion effect



36 Gears / Satin Chrome Finished

| DRIVE | ITEM NO. | L(mm) | ⊕ | ⊖ |
|-------|----------|-------|---|----|
| 1/2" | CMBG1627 | 273 | 5 | 30 |

Compact Head Reversible Ratchet Handle with Quick Release (DIN 3122)

- Special textured surface on the handle for anti-slip and effective grip
- Improved PP+soft PP material plastic handle for better anti-alkali, acid and corrosion effect



60 Gears / Satin Chrome Finished

| DRIVE | ITEM NO. | L(mm) | ⊕ | ⊖ |
|-------|----------|-------|---|----|
| 1/2" | CMSU1627 | 270 | 5 | 30 |

Reversible Ratchet Handle with Quick Release (DIN 3122)

- Special textured surface on the handle for anti-slip and effective grip
- Improved PP+soft PP material plastic handle for better anti-alkali, acid and corrosion effect



72 Gears / Satin Chrome Finished

| DRIVE | ITEM NO. | L(mm) | ⊕ | ⊖ |
|-------|----------|-------|---|----|
| 1/2" | CMRM1627 | 270 | 5 | 30 |

Reversible Ratchet Handle with Quick Release (DIN 3122)



72 Gears / Satin Chrome Finished

| DRIVE | ITEM NO. | L(mm) | ⊕ | ⊖ |
|-------|----------|-------|----|-----|
| 1/4" | CJRM0815 | 145 | 10 | 100 |
| 3/8" | CJRM1220 | 202 | 5 | 40 |
| 1/2" | CJRM1626 | 262 | 5 | 30 |

Flexible Reversible Ratchet Handle with Quick Release (DIN 3122)



72 Gears / Satin Chrome Finished

| DRIVE | ITEM NO. | L(mm) | ⊕ | ⊖ |
|-------|----------|-------|----|-----|
| 1/4" | CJHM0814 | 140 | 10 | 100 |
| 3/8" | CJHM1228 | 280 | 5 | 40 |
| 1/2" | CJHM1631 | 310 | 5 | 30 |

Rapid Reversible Ratchet Handle with Quick Release (DIN 3122)



48 Gears / Satin Chrome Finished

| DRIVE | ITEM NO. | L(mm) | ⊕ | ⊖ |
|-------|----------|-------|---|----|
| 1/4" | CJEK0819 | 190 | 5 | 60 |
| 3/8" | CJEK1225 | 250 | 5 | 40 |

Swivel Head Reversible Ratchet Handle (DIN 3122)



72 Gears / Satin Chrome Finished

| DRIVE | ITEM NO. | L(mm) | ⊕ | ⊖ |
|-------|----------|-------|----|-----|
| 1/4" | CJLN0816 | 155 | 10 | 100 |
| 3/8" | CJLN1224 | 240 | 5 | 40 |
| 1/2" | CJLN1632 | 315 | 5 | 30 |

Super Long Flex-Head Ratchet Handle (DIN 3122)



72 Gears / Satin Chrome Finished

| DRIVE | ITEM NO. | L(mm) | ⊕ | ⊖ |
|-------|----------|-------|---|----|
| 1/4" | CJKN0818 | 180 | 5 | 60 |
| 1/2" | CJKN1643 | 430 | 2 | 12 |

Extra Long Reversible Ratchet Handle with Quick Release (DIN 3122)



48 Gears / Satin Chrome Finished

| DRIVE | ITEM NO. | L(mm) | ⊕ | ⊖ |
|-------|----------|-------|---|----|
| 1/4" | CJCK0819 | 195 | 5 | 60 |
| 3/8" | CJCK1228 | 320 | 5 | 30 |
| 1/2" | CJCK1640 | 400 | 3 | 18 |

Stubby Reversible Ratchet Handle with Quick Release (DIN 3122)



45 Gears / Mirror Polished

| DRIVE | ITEM NO. | L(mm) | ⊕ | ⊖ |
|-------|----------|-------|----|----|
| 1/4" | CHDI0809 | 90 | 10 | 80 |
| 3/8" | CHDI1211 | 110 | 5 | 40 |
| 1/2" | CHDI1613 | 130 | 5 | 40 |

Reversible Ratchet Handle with Quick Release (Knurled Handle) (DIN 3122)



36 Gears / Satin Finished

| DRIVE | ITEM NO. | L(mm) | ⊕ | ⊖ |
|-------|----------|-------|----|-----|
| 1/4" | CHUG0812 | 124 | 10 | 100 |
| 3/8" | CHUG1218 | 180 | 5 | 40 |
| 1/2" | CHUG1626 | 250 | 5 | 30 |

Reversible Ratchet Handle with Quick Release (DIN 3122)



36 Gears / Mirror Polished

| DRIVE | ITEM NO. | L(mm) | ⊕ | ⊖ |
|-------|----------|-------|----|-----|
| 1/4" | CHAG0813 | 131 | 10 | 100 |
| 3/8" | CHAG1218 | 180 | 5 | 40 |
| 1/2" | CHAG1626 | 255 | 5 | 30 |

Reversible Ratchet Handle with Quick Release (DIN 3122)



48 Gears / Mirror Polished

| DRIVE | ITEM NO. | L(mm) | ⊕ | ⊖ |
|-------|----------|-------|---|----|
| 1/2" | CHOK1625 | 250 | 5 | 30 |

Compact Head Reversible Ratchet Handle with Quick Release (DIN 3122)



60 Gears / Mirror Polished

| DRIVE | ITEM NO. | L(mm) | ⊕ | ⊖ |
|-------|----------|-------|---|----|
| 3/8" | CHAU1220 | 198 | 5 | 40 |
| 1/2" | CHAU1625 | 250 | 5 | 30 |

Reversible Ratchet Handle with Quick Release (DIN 3122)



72 Gears / Mirror Polished

| DRIVE | ITEM NO. | L(mm) | ⊕ | ⊖ |
|-------|----------|-------|----|-----|
| 1/4" | CHAM0813 | 130 | 10 | 100 |
| 3/8" | CHAM1220 | 198 | 5 | 40 |
| 1/2" | CHAM1625 | 250 | 5 | 30 |

Reversible Ratchet Handle with Quick Release (DIN 3122)

- Made of Chrome Molybdenum Alloy Steel
- Drop forged one piece steel construction ratchet body and driver
- Reversible 72 gear teeth high torque ratchet mechanism
- Quick release with spring-ball socket retention
- Compact ratchet head
- Light weight model
- Ergonomically designed anti-slip grip handle



72 Gears / Satin Chrome Finished

| DRIVE | ITEM NO. | L(inch) | ⊕ | ⊖ |
|-------|----------|---------|---|---|
| 3/4" | CHWM2451 | 20 | 2 | 8 |

Reversible Ratchet Handle with Quick Release (DIN 3122)



43 Gears / Satin Chrome Finished

| DRIVE | ITEM NO. | L(inch) | ⊕ | ⊖ |
|-------|----------|---------|---|---|
| 3/4" | CHFS2451 | 20 | 2 | 8 |

Reversible Ratchet with Adjustable Tube Handle (Quick-Release) (DIN 3122)



CHES2408 (500 - 800mm)

| DRIVE | ITEM NO. | L(mm) | ⊕ | ⊖ |
|-------|----------|-----------|---|---|
| 3/4" | CHES2408 | 500 - 800 | 1 | 4 |
| 1" | CHES3208 | 500 - 800 | 1 | 4 |

Reversible Ratchet with Adjustable Tube Handle (Quick-Release) (DIN 3122)



43 Gears / Satin Chrome Finished

| DRIVE | ITEM NO. | L(mm) | ⊕ | ⊖ |
|-------|----------|-----------|---|---|
| 3/4" | CHES2408 | 500 - 800 | 1 | 4 |
| 1" | CHES3208 | 500 - 800 | 1 | 4 |

TOPTUL REVERSIBLE RATCHET WITH ADJUSTABLE & EXTENDABLE TUBE HANDLE

Dustproof Reversible Ratchet Handle with Quick Release

- Made of Chrome Molybdenum Alloy Steel
- Reversible 120 gear teeth with high torque ratchet mechanism
- Quick release with spring-ball socket retention
- Compact ratchet head for maximum durability and tool life
- Double sealed ratchet head prevents internal mechanism from dust and particulate contamination
- Handle can extend up to 1050mm with CABO series



• CHHW2451 + CABO Series



120 Gears / Satin Chrome Finished

| DRIVE | ITEM NO. | L(mm) | ⊕ | ⊖ |
|-------|----------|-------|---|---|
| 3/4" | CHHW2451 | 510 | 2 | 8 |

Reversible Ratchet Handle with Quick Release (DIN 3122)



36 Gears / Satin Chrome Finished

| DRIVE | ITEM NO. | L(mm) | ⊕ | ⊖ |
|-------|----------|-------|----|------|
| 1/2" | CHAG1636 | 360 | 16 | 3 12 |

Adjustable Handle (turn-lock)



Dual Finished

| DRIVE | ITEM NO. | L(mm) | ⊕ | ⊖ |
|-------|----------|-------|------|------|
| 1/2" | COAI1633 | 325 | 29.8 | 5 30 |

Ratchet with Adjustable Handle



| ITEM NO. | CONTENTS | ⊕ | ⊖ |
|----------|---|---|-------|
| GBAE0201 | 1/2" Dr. Reversible Ratchet Handle with Quick Release | 6 | (SET) |
| | 1/2" Dr. Adjustable Handle (turn-lock) Design | | |

Reversible Ratchet with Tube Handle (Quick-Release) (DIN 3122)



24 Gears / Dual Finished

| DRIVE | ITEM NO. | L(inch) | ⊕ | ⊖ |
|-------|----------|---------|---|---|
| 3/4" | CHNC2420 | 20 | 3 | 6 |

Reversible Ratchet with Tube Handle (DIN 3122)



24 Gears / Dual Finished

| DRIVE | ITEM NO. | L(inch) | ⊕ | ⊖ |
|-------|----------|---------|---|---|
| 1" | CHND3226 | 26 | 5 | 5 |

Reversible Ratchet with Tube Handle (DIN 3122)



24 Gears / Dual Finished

| DRIVE | ITEM NO. | L(inch) | ⊕ | ⊖ |
|-------|----------|---------|---|---|
| 1" | CHNC3232 | 32 | 1 | 4 |

Ratchet Head Swivel Handle

- Chrome Molybdenum Steel ratchet head
- Reversible 3-way ratchet mechanism: Driving, Fixed & Withdrawing



24 Gears / Mirror Polished

| DRIVE | ITEM NO. | L(inch) | ⊕ | ⊖ |
|-------|----------|---------|---|----|
| 3/8" | CEAD1215 | 15 | 3 | 18 |
| 1/2" | CEAD1618 | 18 | 3 | 6 |

Swivel Handle with Adjustable Tube Handle (Quick-Release) (DIN 3122)



CFDC2408 (500 - 800mm)

| DRIVE | ITEM NO. | L(mm) | ⊕ | ⊖ |
|-------|----------|-----------|---|---|
| 3/4" | CFDC2408 | 500 - 800 | 2 | 8 |

Satin Chrome Finished

| DRIVE | ITEM NO. | L(mm) | ⊕ | ⊖ |
|-------|----------|-----------|---|---|
| 3/4" | CFDC2408 | 500 - 800 | 2 | 8 |


Swivel Handle (DIN 3122)



Mirror Polished

| DRIVE | ITEM NO. | L(inch) | ⊕ | ⊖ |
|-------|----------|---------|----|----|
| 1/4" | CFAC0806 | 6 | 10 | 80 |
| 3/8" | CFAC1210 | 10 | 5 | 40 |
| | CFAC1610 | 10 | 5 | 40 |
| 1/2" | CFAC1615 | 15 | 5 | 30 |
| | CFAC1618 | 18 | 5 | 20 |
| 3/4" | CFAC1624 | 24 | 5 | 10 |
| | CFAC2418 | 18 | 2 | 8 |
| | CFAC2424 | 24 | 2 | 4 |

Swivel Handle (Knurled Grip) (DIN 3122)



Satin Chrome Finished

| DRIVE | ITEM NO. | L(inch) | ⊕ | ⊖ |
|-------|----------|---------|----|----|
| 1/4" | CFAC0806 | 6 | 10 | 80 |
| 3/8" | CFAC1210 | 10 | 5 | 40 |
| 1/2" | CFAC1615 | 15 | 5 | 20 |
| 1/2" | CFAC1618 | 15 | 5 | 30 |

Extra Long Swivel Handle (DIN 3122)



Mirror Polished

| DRIVE | ITEM NO. | L(inch) | ⊕ | ⊖ |
|-------|----------|---------|---|----|
| 3/8" | CFBC1215 | 15 | 5 | 30 |
| | CFBC1618 | 18 | 5 | 20 |
| 1/2" | CFBC1624 | 24 | 5 | 10 |
| | CFBC1630 | 30 | 6 | 12 |
| 3/4" | CFBC2440 | 40 | 6 | 6 |
| 1" | CFBC3240 | 40 | 6 | 6 |

Swivel Handle (DIN 3122)



Satin Chrome Finished

| DRIVE | ITEM NO. | L(inch) | ⊕ | ⊖ |
|-------|----------|---------|----|----|
| 1/4" | CFKA0806 | 6 | 10 | 80 |
| 3/8" | CFKA1210 | 10 | 5 | 40 |
| | CFKA1615 | 15 | 3 | 18 |
| 1/2" | CFKA1618 | 18 | 2 | 10 |
| | CFKA1624 | 24 | 2 | 4 |

Swivel Handle (Quick-Release) (DIN 3122)



Satin Chrome Finished

| DRIVE | ITEM NO. | L(inch) | ⊕ | ⊖ |
|-------|----------|---------|---|----|
| 3/4" | CFJB2419 | 21 | 5 | 10 |

Sliding T-Handle (DIN 3122)



Mirror / Satin Chrome Finished

| DRIVE | ITEM NO. | L(mm) | ⊕ | ⊖ |
|-------|----------|-------|----|-----|
| 1/4" | CTCK0811 | 115 | 15 | 240 |
| 3/8" | CTCK1220 | 202 | 5 | 40 |
| 1/2" | CTCK1625 | 250 | 5 | 40 |
| | CTCK1630 | 303 | 5 | 40 |

Sliding T-Handle (DIN 3122)



Mirror / Satin Chrome Finished

| DRIVE | ITEM NO. | L(mm) | ⊕ | ⊖ |
|-------|----------|-------|---|----|
| 3/4" | CTCA2446 | 460 | 5 | 10 |
| | CTCA2451 | 508 | 5 | 10 |

Sliding T-Handle (DIN 3122)



Dual Finished

| DRIVE | ITEM NO. | L(mm) | ⊕ | ⊖ |
|-------|----------|-------|---|---|
| 1" | CTCK3222 | 560 | 2 | 4 |

Sliding T-Handle with Quick Release (DIN 3122)



The connected extension bar will not be slipped out or removed unless the quick-release button is pressed.

Satin Chrome Finished

| DRIVE | ITEM NO. | L(mm) | ⊕ | ⊖ |
|-------|----------|-------|---|----|
| 3/8" | CTCJ1208 | 202 | 5 | 60 |
| 1/2" | CTCJ1610 | 250 | 5 | 40 |
| 3/4" | CTCJ2418 | 457 | 5 | 10 |
| | CTCJ2420 | 497 | 5 | 10 |
| 1" | CTCJ3222 | 560 | 2 | 4 |



T-Handle Magnetic Spark Plug Socket

DIN 899



| ITEM NO. | SIZE(mm) | L(mm) | Mirror Polished |
|----------|----------|-------|-----------------|
| CTFB1435 | 14 | 350 | 2 12 |

T-Handle Magnetic Spark Plug Socket

DIN 899



| ITEM NO. | SIZE(mm) | L(mm) | Mirror Polished |
|----------|----------|-------|-----------------|
| CTFB1635 | 16 | 350 | 2 12 |
| CTFB2135 | 21 | 350 | 2 12 |

Extension Bar with Swivel Magnetic Spark Plug Socket

DIN 3123



| DRIVE | ITEM NO. | SIZE (mm) | L (inch) | Mirror / Satin Chrome Finished |
|-------|----------|-----------|----------|--------------------------------|
| 3/8" | CACN1208 | 21 | 8 | 5 30 |
| | CACN1215 | 21 | 15 | 5 30 |
| 1/2" | CACN1608 | 21 | 8 | 5 30 |
| | CACN1615 | 21 | 15 | 5 30 |

L-Handle / 105°

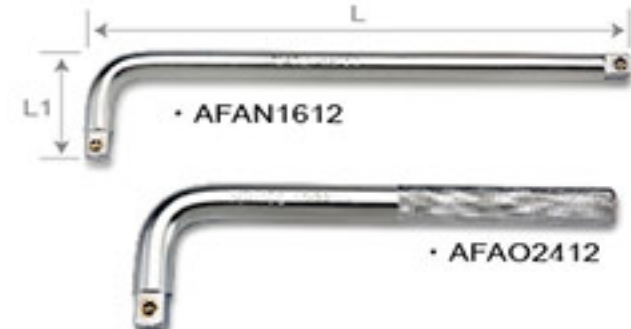
CR-V DIN3122



| DRIVE | ITEM NO. | L(inch) | Ø (mm) | Satin Chrome Finished |
|-------|----------|---------|--------|-----------------------|
| 1/2" | AFAS1612 | 12 | 16 | 5 30 |

L-Handle (90° Offset)

CR-V DIN 3122



| DRIVE | ITEM NO. | SIZE (inch) | L1 (mm) | L (mm) | Satin Chrome Finished |
|-------|----------|-------------|---------|--------|-----------------------|
| 3/8" | AFAN1208 | 8 | 45 | 210 | 10 80 |
| | AFAN1610 | 10 | 60 | 250 | 5 40 |
| 1/2" | AFAN1612 | 12 | 60 | 300 | 5 30 |
| | AFAN1614 | 14 | 120 | 360 | 4 16 |
| 3/4" | AFAN2416 | 16 | 150 | 400 | 4 12 |

L-Handle with Adjustable Handle



| ITEM NO. | CONTENTS | 6 (SET) |
|----------|--|---------|
| GBAE0202 | 1 AFAS1612 1 1/2" Dr. L-Handle 1 COAH1633 1 1/2" Dr. Adjustable Handle (turn-lock design) | |

Extension Bar with Quick Release

CR-V DIN 3123



The locked-on design mechanism acts to lock the socket in place. Sockets will not be slipped out or removed unless the quick-release mechanism is released.

| DRIVE | ITEM NO. | L(inch) | Satin Chrome Finished |
|-------|----------|---------|-----------------------|
| 3/4" | CABA2404 | 4 | 2 32 |
| | CABA2408 | 8 | 2 24 |
| | CABA2416 | 16 | 2 12 |
| 1" | CABA3208 | 8 | 2 16 |
| | CABA3216 | 16 | 2 8 |

Extension Bar with Quick Release

- Made of Chrome Vanadium Steel Material
- Quick-release mechanism for easy lock and release the socket
- Can be used as a handle extension of CHHW2451



| DRIVE | ITEM NO. | L(inch) | Satin Chrome Finished |
|-------|----------|---------|-----------------------|
| 3/4" | CABO2404 | 4 | 5 40 |
| | CABO2408 | 8 | 2 24 |
| | CABO2416 | 16 | 2 12 |

Extension Bar

CR-V DIN 3123



| DRIVE | ITEM NO. | L(inch) | Satin Chrome Finished |
|-------|----------|---------|-----------------------|
| 3/4" | CAAO2404 | 4 | 5 40 |
| | CAAO2408 | 8 | 2 24 |
| | CAAO2416 | 16 | 2 12 |
| 1" | CAAO3208 | 8 | 2 16 |
| | CAAO3216 | 16 | 2 8 |

Extension Bar

CR-V DIN 3123



| DRIVE | ITEM NO. | L(inch) | Mirror / Satin Chrome Finished |
|-------|----------|---------|--------------------------------|
| 1/4" | CAAA0802 | 2 | 30 480 |
| | CAAA0803 | 3 | 30 480 |
| | CAAA0804 | 4 | 30 480 |
| 3/8" | CAAA0806 | 6 | 30 300 |
| | CAAA1203 | 3 | 25 200 |
| 3/8" | CAAA1206 | 6 | 15 120 |
| | CAAA1210 | 10 | 10 80 |
| 1/2" | CAAA1603 | 3 | 10 80 |
| | CAAA1605 | 5 | 10 80 |
| | CAAA1610 | 10 | 5 40 |

Extension Bar (Knurled Grip + Hex Head)

CR-V DIN 3123



| DRIVE | ITEM NO. | L(inch) | Satin Chrome Finished |
|-------|----------|---------|-----------------------|
| 1/4" | CAAH0809 | 9 | 10 100 |

Extension Bar (Knurled Grip)

CR-V DIN 3123



| DRIVE | ITEM NO. | L(inch) | Mirror Polished |
|-------|----------|---------|-----------------|
| 1/4" | CAAF0802 | 2 | 30 480 |
| | CAAF0803 | 3 | 30 480 |
| | CAAF0804 | 4 | 30 480 |
| | CAAF0806 | 6 | 30 300 |
| 3/8" | CAAF1203 | 3 | 25 200 |
| | CAAF1206 | 6 | 15 120 |
| 1/2" | CAAF1602 | 2 | 10 160 |
| | CAAF1605 | 5 | 10 80 |
| | CAAF1610 | 10 | 5 40 |

Extra Long Extension Bar

CR-V DIN 3123



| DRIVE | ITEM NO. | L(inch) | Satin Chrome Finished |
|-------|----------|---------|-----------------------|
| 1/2" | CAAJ1615 | 15 | 10 20 |
| | CAAJ1624 | 24 | 10 20 |

Flexible Extension Bar



| DRIVE | ITEM NO. | L(inch) | Mirror Polished |
|-------|----------|---------|-----------------|
| 1/4" | CASA0806 | 6 | 30 300 |

Extra Long Flexible Extension Bar



| DRIVE | ITEM NO. | L(inch) | Mirror Polished |
|-------|----------|---------|-----------------|
| 1/4" | CASA0818 | 18 | 10 60 |

Speed Brace

DIN 3122



| DRIVE | ITEM NO. | L(mm) | Mirror Polished |
|-------|----------|-------|-----------------|
| 1/4" | CADC0840 | 400 | 5 20 |
| 3/8" | CADC1240 | 400 | 5 20 |
| 1/2" | CADC1642 | 420 | 5 10 |

Spinner Handle

DIN 3122



| DRIVE | ITEM NO. | L(mm) | Satin Chrome Finished |
|-------|----------|-------|-----------------------|
| 1/4" | CAIA0815 | 150 | 10 100 |

Spinner Handle

DIN 3122



| DRIVE | ITEM NO. | L(mm) | Mirror Polished |
|-------|----------|-------|-----------------|
| 1/4" | CAIP0814 | 135 | 5 40 |
| | CAIP0816 | 165 | 5 50 |

LED LIGHTING ADAPTER

- Expert quality made of Chrome Vanadium Steel
- Strong LED light pass through socket overcomes working with bolts or nuts in the deep and dark space
- A perfect auto mechanical tool for working under the chassis or hood
- Available in satin-chrome finish



Low Profile Adapter (Knurled Grip)


| ITEM NO. | SIZE | L(mm) | Satin Chrome Finished |
|----------|-------------------|-----------|-----------------------|
| CAEC1216 | 3/8"(F) x 1/2"(M) | 30 15 240 | |

15PCS 1/2" DR. LED Lighting Adapter W/Display Color Box



| ITEM NO. | SIZE | L(mm) | Satin Chrome Finished |
|----------|-------------------|---------|-----------------------|
| CAED1612 | 1/2"(F) x 3/8"(M) | 58 1 12 | |
| CAED1616 | 1/2"(F) x 1/2"(M) | 63 1 12 | |

28PCS Professional Grade 1/2" DR. Flank Socket Set 1/2"



| ITEM NO. | CONTENTS | 4 (SET) |
|-----------------|--|---------|
| BAEA1608-1632 | 1/2" Dr. 6PT Flank Sockets 8, 9, 10, 11, 12, 13, 14, 15, 16, 17, 18, 19, 21, 22, 23, 24, 27, 30, 32 mm | |
| CAAA1605 & 1610 | 1/2" Dr. Extension Bar - 5" & 10" (L) | |
| CAHA1678 | 1/2" Dr. Universal Joint | |
| CJBG1627 | 1/2" Dr. 36 Teeth Reversible Ratchet Handle with Quick Release | |
| CTCK1625 | 1/2" Dr. Sliding T-Handle - 10" (L) | |
| CAED1616 | 1/2" Dr. LED Lighting Adapter | |
| ALDA1205 | LED Battery (LR44) | |

BLOW CASE: W392 x D210 x H88 (mm)

TOPTUL
METAL CASE SERIES



27PCS
1/4" DR. Socket Set
1/4"

| ITEM NO. | 6PT | Satin | GCAD2701 |
|--|------|-------|----------|
| | 12PT | Satin | GCAD2702 |
| CONTENTS 10 (SET) | | | |
| 11 BAEA0804-0813 1/4" Dr. 6PT Flank Sockets 4, 5, 5.5, 6, 7, 8, 9, 10, 11, 12, 13 mm | | | |
| 1 CAHA0840 1/4" Dr. Universal Joint | | | |
| 2 CAAA0802 & 0804 1/4" Dr. Extension Bar - 2" & 4" (L) | | | |
| 1 CTCK0811 1/4" Dr. Sliding T-Handle | | | |
| 1 S135 1/4" Dr. 36 Teeth Reversible Ratchet Handle with Quick Release | | | |
| 1 CAIA0815 1/4" Dr. Spinner Handle | | | |
| 4 BCDB0804-0808 1/4" Dr. One-Piece Stubby Hex Bit Sockets 4, 5, 6, 8 mm | | | |
| 3 BCCB084E-0808 1/4" Dr. One-Piece Stubby Slotted Bit Sockets 4, 5, 6, 8 mm | | | |
| 3 BCAB08P1-08P3 1/4" Dr. One-Piece Stubby Phillips Bit Sockets PH1, PH2, PH3 | | | |
| METAL CASE: W197 x D103 x H33 (mm) | | | |



Stubby 19.5mmL One-Piece Construction Bit Sockets

- Made of SNCM+V Alloy Steel
- Black Phosphate Finish
- Ideal for Use in Confined Spaces

17PCS
1/4" DR. Socket Set
1/4"



GCAD1701

17PCS
1/4" DR. Socket Set
1/4"



| ITEM NO. | 6PT | Satin | GCAD1703 |
|---|-----|-------|----------|
| CONTENTS 10 (SET) | | | |
| 12 BAEA0804-0813 1/4" Dr. 6PT Flank Sockets 4, 4.5, 5, 5.5, 6, 7, 8, 9, 10, 11, 12, 13 mm | | | |
| 1 CAHA0840 1/4" Dr. Universal Joint | | | |
| 1 CAAA0804 1/4" Dr. Extension Bar - 4" (L) | | | |
| 1 CTCK0811 1/4" Dr. Sliding T-Handle | | | |
| 1 CAIA0815 1/4" Dr. Spinner Handle | | | |
| 1 CJFM0815 1/4" Dr. 72 Teeth Reversible Ratchet Handle with Quick Release | | | |
| METAL CASE: W197 x D103 x H33 (mm) | | | |



GCAD1702

9PCS
1/2" DR. Star Bit Socket Set
1/2"



| ITEM NO. | Satin | CONTENTS | 10 (SET) |
|------------------------------------|-------|---|----------|
| GAAD0903 | | BCFA1620-1660 1/2" Dr. Star Bit Sockets (55mmL) T20, T25, T27, T30, T40, T45, T50, T55, T60 | |
| METAL CASE: W197 x D103 x H33 (mm) | | | |

9PCS
1/2" DR. Long Star Bit Socket Set
1/2"



| ITEM NO. | Satin | CONTENTS | 10 (SET) |
|------------------------------------|-------|--|----------|
| GAAD0906 | | BCXA1620-1660 1/2" Dr. Long Star Bit Sockets (80mmL) T20, T25, T27, T30, T40, T45, T50, T55, T60 | |
| METAL CASE: W197 x D103 x H33 (mm) | | | |

| ITEM NO. | 6PT | Mirror | GCAD1701 | Satin | GCAD1702 |
|---|-----|--------|----------|-------|----------|
| CONTENTS 10 (SET) | | | | | |
| 12 BAEA0804-0813 1/4" Dr. 6PT Flank Sockets 4, 4.5, 5, 5.5, 6, 7, 8, 9, 10, 11, 12, 13 mm | | | | | |
| 1 CAHA0840 1/4" Dr. Universal Joint | | | | | |
| 1 CAAA0804 1/4" Dr. Extension Bar - 4" (L) | | | | | |
| 1 CTCK0811 1/4" Dr. Sliding T-Handle | | | | | |
| 1 CAIA0815 1/4" Dr. Spinner Handle | | | | | |
| 1 CHAG0813 - Mirror 1/4" Dr. 36 Teeth Reversible Ratchet Handle with Quick Release | | | | | |
| 1 CJBG0815 - Satin 1/4" Dr. 36 Teeth Reversible Ratchet Handle with Quick Release | | | | | |
| METAL CASE: W197 x D103 x H33 (mm) | | | | | |

10PCS
1/2" DR. Hex Bit Socket Set
1/2"



| ITEM NO. | Satin | CONTENTS | 10 (SET) |
|------------------------------------|-------|---|----------|
| GAAD1007 | | BCDA1604-1619 1/2" Dr. Hex Bit Sockets (55mmL) 4, 5, 6, 7, 8, 10, 12, 14, 17, 19 mm | |
| METAL CASE: W197 x D103 x H33 (mm) | | | |

9PCS
1/2" DR. Long Hex Bit Socket Set
1/2"



| ITEM NO. | Satin | CONTENTS | 10 (SET) |
|------------------------------------|-------|--|----------|
| GAAD0905 | | BCWA1604-1617 1/2" Dr. Long Hex Bit Sockets (80mmL) 4, 5, 6, 7, 8, 10, 12, 14, 17 mm | |
| METAL CASE: W197 x D103 x H33 (mm) | | | |



40PCS
1/4" & 3/8" DR. Socket Set (METRIC & SAE)


1/4"
3/8"



| ITEM NO. | 6PT | Mirror | GCAD4002 |
|------------------------------------|---|--------|----------|
| CONTENTS | 6 (SET) | | |
| 10 BAEA0804-0812 | 1/4" Dr. 6PT Flank Sockets 4, 5, 6, 7, 8, 9, 10, 11, 12 mm | | |
| 10 BBEA0806-0816 | 1/4" Dr. 6PT Flank Sockets 3/16", 7/32", 1/4", 9/32", 5/16", 11/32", 3/8", 7/16", 1/2" | | |
| 10 BAEA1209-1219 | 3/8" Dr. 6PT Flank Sockets 9, 10, 11, 12, 13, 14, 16, 17, 19 mm | | |
| 7 BBEA1212-1224 | 3/8" Dr. 6PT Flank Sockets 3/8", 7/16", 1/2", 9/16", 5/8", 11/16", 3/4" | | |
| 1 CHAG1218 | 3/8" Dr. 36 Teeth Reversible Ratchet Handle with Quick Release | | |
| 1 BAAR1216 | 3/8" Dr. Spark Plug Socket - 16 mm | | |
| 1 ALAC1212 | 3/8" Dr. Disc | | |
| 1 CAIA0815 | 1/4" Dr. Spinner Handle | | |
| 1 CAAA1203 | 3/8" Dr. Extension Bar - 3" (L) | | |
| 1 CAEA1208 | 3/8"(F) x 1/4"(M) Dr. Adapter | | |
| METAL CASE: W324 x D149 x H48 (mm) | | | |

27PCS
1/4" & 1/2" DR. Socket Set

1/4"
1/2"



| ITEM NO. | 6PT | Mirror | GCAD2802 |
|------------------------------------|---|--------|----------|
| CONTENTS | 6 (SET) | | |
| 10 BAEA0805-0813 | 1/4" Dr. 6PT Flank Sockets 5, 6, 7, 8, 9, 10, 11, 12, 13 mm | | |
| 11 BAEA1610-1627 | 1/2" Dr. 6PT Flank Sockets 10, 11, 12, 13, 14, 16, 17, 19, 21, 24, 27 mm | | |
| 2 CHAG0813 & 1626 | 1/4" & 1/2" Dr. 36 Teeth Reversible Ratchet Handle with Quick Release | | |
| 1 CTCK0811 | 1/4" Dr. Sliding T-Handle | | |
| 2 CAHA0840 & 1678 | 1/4" & 1/2" Dr. Universal Joint | | |
| 1 CAAA0804 | 1/4" Dr. Extension Bar - 4" (L) | | |
| 1 CAAA1605 | 1/2" Dr. Extension Bar - 5" (L) | | |
| METAL CASE: W324 x D149 x H48 (mm) | | | |

16PCS
1/2" DR. Socket Set

1/2"



| ITEM NO. | 6PT | Satin | GCAD1607 |
|------------------------------------|---|-------|----------|
| CONTENTS | 6 (SET) | | |
| 12 BAEA1610-1632 | 1/2" Dr. 6PT Flank Sockets 10, 11, 12, 13, 14, 17, 19, 22, 24, 27, 30, 32 mm | | |
| 1 CAAA1605 | 1/2" Dr. Extension Bar - 5" (L) | | |
| 1 CAHA1678 | 1/2" Dr. Universal Joint | | |
| 1 CTCK1630 | 1/2" Dr. Sliding T-Handle - 12" (L) | | |
| 1 CJBG1627 | 1/2" Dr. 36 Teeth Reversible Ratchet Handle with Quick Release | | |
| METAL CASE: W324 x D149 x H48 (mm) | | | |

50PCS
1/4" DR. Socket Set (METRIC)

1/4"



| ITEM NO. | Satin | GCAD5005 |
|------------------------------------|--|----------|
| CONTENTS | 6 (SET) | |
| 10 BAEA0805-0813 | 1/4" Dr. 6PT Flank Sockets 5, 5.5, 6, 7, 8, 9, 10, 11, 12, 13 mm | |
| 5 BAE0806-0813 | 1/4" Dr. 6PT Flank Deep Sockets 6, 7, 8, 9, 10, 11, 12, 13 mm | |
| 3 FSBA0801-0803 | 1/4" Hex Shank Phillips Insert Bits PH1, PH2, PH3 | |
| 3 FSCA0801-0803 | 1/4" Hex Shank Pozzi Insert Bits PZ1, PZ2, PZ3 | |
| 3 FSAA0803-0808 | 1/4" Hex Shank Slotted Insert Bits 3, 4, 5, 5.5, 6.5, 8 mm | |
| 3 FSDA0803-0808 | 1/4" Hex Shank Hexagon Insert Bits 3, 4, 5, 6, 8 mm | |
| 3 FSEA0808-0840 | 1/4" Hex Shank Star Insert Bits T8, T10, T15, T20, T25, T27, T30, T40 | |
| 1 FTAB0808 | 1/4" Dr. x 1/4" (H) Quick Change Bit Holder | |
| 2 CAAA0802 & 0806 | 1/4" Dr. Extension Bar - 2" & 6" (L) | |
| 1 CAHA0840 | 1/4" Dr. Universal Joint | |
| 1 CTCK0811 | 1/4" Dr. Sliding T-Handle | |
| 1 CAIP0816 | 1/4" Dr. Spinner Handle | |
| 1 CFKA0806 | 1/4" Dr. Swivel Handle - 6" (L) | |
| 1 CJBG0815 | 1/4" Dr. 36 Teeth Reversible Ratchet Handle with Quick Release | |
| METAL CASE: W370 x D154 x H50 (mm) | | |

50PCS
1/4" DR. Socket Set (METRIC)

1/4"



| ITEM NO. | Satin | GCAD5003 |
|------------------------------------|--|----------|
| CONTENTS | 6 (SET) | |
| 10 BAEA0805-0813 | 1/4" Dr. 6PT Flank Sockets 5, 5.5, 6, 7, 8, 9, 10, 11, 12, 13 mm | |
| 5 BAE0806-0813 | 1/4" Dr. 6PT Flank Deep Sockets 6, 7, 8, 9, 10, 11, 12, 13 mm | |
| 3 FSBA0801-0803 | 1/4" Hex Shank Phillips Insert Bits PH1, PH2, PH3 | |
| 3 FSCA0801-0803 | 1/4" Hex Shank Pozzi Insert Bits PZ1, PZ2, PZ3 | |
| 3 FSAA0803-0808 | 1/4" Hex Shank Slotted Insert Bits 3, 4, 5, 5.5, 6.5, 8 mm | |
| 3 FSDA0803-0808 | 1/4" Hex Shank Hexagon Insert Bits 3, 4, 5, 6, 8 mm | |
| 3 FSEA0808-0840 | 1/4" Hex Shank Star Insert Bits T8, T10, T15, T20, T25, T27, T30, T40 | |
| 1 FTAB0808 | 1/4" Dr. x 1/4" (H) Quick Change Bit Holder | |
| 2 CAAA0802 & 0806 | 1/4" Dr. Extension Bar - 2" & 6" (L) | |
| 1 CAHA0840 | 1/4" Dr. Universal Joint | |
| 1 CTCK0811 | 1/4" Dr. Sliding T-Handle | |
| 1 CAIP0816 | 1/4" Dr. Spinner Handle | |
| 1 CFKA0806 | 1/4" Dr. Swivel Handle - 6" (L) | |
| 1 CJBG0815 | 1/4" Dr. 36 Teeth Reversible Ratchet Handle with Quick Release | |
| METAL CASE: W370 x D154 x H50 (mm) | | |

50PCS
1/4" DR. Socket Set (METRIC)

1/4"



| ITEM NO. | Satin | GCAD5001 |
|------------------------------------|--|----------|
| CONTENTS | 6 (SET) | |
| 10 BAEA0805-0813 | 1/4" Dr. 6PT Flank Sockets 5, 5.5, 6, 7, 8, 9, 10, 11, 12, 13 mm | |
| 5 BAE0806-0813 | 1/4" Dr. 6PT Flank Deep Sockets 6, 7, 8, 9, 10, 11, 12, 13 mm | |
| 3 FSBA0801-0803 | 1/4" Hex Shank Phillips Insert Bits PH1, PH2, PH3 | |
| 3 FSCA0801-0803 | 1/4" Hex Shank Pozzi Insert Bits PZ1, PZ2, PZ3 | |
| 3 FSAA0803-0808 | 1/4" Hex Shank Slotted Insert Bits 3, 4, 5, 5.5, 6.5, 8 mm | |
| 3 FSDA0803-0808 | 1/4" Hex Shank Hexagon Insert Bits 3, 4, 5, 6, 8 mm | |
| 3 FSEA0808-0840 | 1/4" Hex Shank Star Insert Bits T8, T10, T15, T20, T25, T27, T30, T40 | |
| 1 FTAB0808 | 1/4" Dr. x 1/4" (H) Quick Change Bit Holder | |
| 2 CAAA0802 & 0806 | 1/4" Dr. Extension Bar - 2" & 6" (L) | |
| 1 CAHA0840 | 1/4" Dr. Universal Joint | |
| 1 CTCK0811 | 1/4" Dr. Sliding T-Handle | |
| 1 CAIP0816 | 1/4" Dr. Spinner Handle | |
| 1 CFKA0806 | 1/4" Dr. Swivel Handle - 6" (L) | |
| 1 CHUG0812 | 1/4" Dr. 36 Teeth Reversible Ratchet Handle with Quick Release | |
| METAL CASE: W370 x D154 x H50 (mm) | | |

50PCS
1/4" DR. Socket Set (SAE)

1/4"



| ITEM NO. | 6PT | Mirror | GCAD5007 |
|------------------------------------|--|--------|----------|
| CONTENTS | 6 (SET) | | |
| 10 BBEA0806-0818 | 1/4" Dr. 6PT Flank Sockets 3/16", 7/32", 1/4", 9/32", 5/16", 11/32", 3/8", 7/16", 1/2", 9/16" | | |
| 5 BBEE0807-0816 | 1/4" Dr. 6PT Flank Deep Sockets 7/32", 1/4", 9/32", 5/16", 11/32", 3/8", 7/16", 1/2" | | |
| 3 FSBA0801-0803 | 1/4" Hex Shank Phillips Insert Bits PH1, PH2, PH3 | | |
| 3 FSCA0801-0803 | 1/4" Hex Shank Pozzi Insert Bits PZ1, PZ2, PZ3 | | |
| 3 FSAA0803-0808 | 1/4" Hex Shank Slotted Insert Bits 3, 4, 5, 5.5, 6.5, 8 mm | | |
| 3 FSDA0803-0808 | 1/4" Hex Shank Hexagon Insert Bits 3, 4, 5, 6, 8 mm | | |
| 3 FSEA0808-0840 | 1/4" Hex Shank Star Insert Bits T8, T10, T15, T20, T25, T27, T30, T40 | | |
| 1 FTAB0808 | 1/4" Dr. x 1/4" (H) Quick Change Bit Holder | | |
| 2 CAAA0802 & 0806 | 1/4" Dr. Extension Bar - 2" & 6" (L) | | |
| 1 CAHA0840 | 1/4" Dr. Universal Joint | | |
| 1 CTCK0811 | 1/4" Dr. Sliding T-Handle | | |
| 1 CAIP0816 | 1/4" Dr. Spinner Handle | | |
| 1 CFKA0806 | 1/4" Dr. Swivel Handle - 6" (L) | | |
| 1 CHUG0812 | 1/4" Dr. 36 Teeth Reversible Ratchet Handle with Quick Release | | |
| METAL CASE: W370 x D154 x H50 (mm) | | | |



**HAND PACKAGING
QUALITY CONTROL**





Fine 60 teeth ratcheting mechanism

Unique 360° rotatory handle

66PCS
1/4" DR. Socket Set
1/4"



| ITEM NO. | 6PT | Satin | GCAD6601 |
|------------------|---|-------|----------|
| CONTENTS | 6 (SET) | | |
| 13 BAEA0804-0814 | 1/4" Dr. 6PT Flank Sockets 4, 5, 5.5, 6, 7, 8, 9, 10, 11, 12, 13, 14 mm | | |
| 13 BAE0804-0814 | 1/4" Dr. 6PT Flank Deep Sockets 4, 5, 5.5, 6, 7, 8, 9, 10, 11, 12, 13, 14 mm | | |

| | | | |
|---|---|--|--|
| 1 CJTV0818 | 1/4" Dr. 60 Teeth Rotatory Ratchet Handle with Push-Through Mechanism | | |
| 1 CTCK0811 | 1/4" Dr. Sliding T-Handle | | |
| 2 CAAA0802 & 0806 | 1/4" Dr. Extension Bar - 2" & 6" (L) | | |
| 1 CAHA0840 | 1/4" Dr. Universal Joint | | |
| 1 CAIA0815 | 1/4" Dr. Spinner Handle | | |
| 1 FTAB0808 | 1/4" Dr. Quick Change Bit Holder | | |
| 35 GACW3503 - 35PCS | 1/4" Hex Drive Mini Ratchet Bit Set | | |
| | 1/4" (H) 60 Teeth Mini Reversible Bit Ratchet Handle | | |
| | FSBA: PH0, PH1, PH2, PH3 | | |
| | FSCA: PZ0, PZ1, PZ2, PZ3 | | |
| | FSHA: SQ1 & SQ2 | | |
| | FSAA: 3, 4, 5.5, 6.5 mm | | |
| | FSDA: 2, 2.5, 3, 4, 5, 6 mm | | |
| | FSEA: T10, T15, T20, T25, T27, T30, T40 | | |
| | FSGA: T10, T15, T20, T25, T27, T30, T40 | | |
| METAL CASE: W370 x D154 x H50 (mm) | | | |

26PCS
3/8" DR. Socket Set
3/8"



| ITEM NO. | 6PT | Satin | GCAD2609 |
|---|---|----------|----------|
| 12PT | Satin | GCAD2610 | |
| CONTENTS | 6 (SET) | | |
| 13 BAEA1206-1224 | 3/8" Dr. 6PT Flank Sockets 6, 7, 8, 9, 10, 11, 12, 13, 14, 15, 16, 17, 18, 19, 20, 21, 22, 24 mm | | |
| 1 CJTV1224 | 3/8" Dr. 60 Teeth Rotatory Ratchet Handle with Push-Through Mechanism | | |
| 1 CTCK1220 | 3/8" Dr. Sliding T-Handle - 8" (L) | | |
| 2 CAAA1203 & 1210 | 3/8" Dr. Extension Bar - 3", 6", 10" (L) | | |
| 1 CAHA1254 | 3/8" Dr. Universal Joint | | |
| 2 BAAR1216 & 1221 | 3/8" Dr. Spark Plug Sockets - 16 & 21 mm | | |
| METAL CASE: W370 x D154 x H50 (mm) | | | |

25PCS
3/8" DR. Socket Set
3/8"



| ITEM NO. | 6PT | Mirror | GCAD2501 | Satin | GCAD2502 |
|---|---|----------|----------|-------|----------|
| 12PT | Satin <td>GCAD2504</td> <td></td> <td></td> <td></td> | GCAD2504 | | | |
| CONTENTS | 6 (SET) | | | | |
| 13 BAEA1206-1224 | 3/8" Dr. 6PT Flank Sockets 6, 7, 8, 9, 10, 11, 12, 13, 14, 15, 16, 17, 18, 19, 20, 21, 22, 24 mm | | | | |
| 2 CAAA1203 & 1206 | 3/8" Dr. Extension Bar - 3" & 6" (L) | | | | |
| 1 CAHA1254 | 3/8" Dr. Universal Joint | | | | |
| 2 BAAT1216 & 1221 | 3/8" Dr. Magnetic Spark Plug Sockets - 16 & 21 mm | | | | |
| 1 CJBG1220 | 3/8" Dr. 36 Teeth Reversible Ratchet Handle with Quick Release | | | | |
| 1 CTCK1220 | 3/8" Dr. Sliding T-Handle | | | | |
| METAL CASE: W370 x D154 x H50 (mm) | | | | | |

20PCS
3/8" DR. Socket Set (METRIC)
3/8"



| ITEM NO. | 6PT | Satin | GCAD2006 |
|---|---|----------|----------|
| 12PT | Satin <th>GCAD2007</th> <td></td> | GCAD2007 | |
| CONTENTS | 6 (SET) | | |
| 13 BAEA1208-1222 | 3/8" Dr. 6PT Flank Sockets 8, 9, 10, 11, 12, 13, 14, 15, 17, 18, 19, 21, 22 mm | | |
| 2 CAAA1203 & 1206 | 3/8" Dr. Extension Bar - 3" & 6" (L) | | |
| 1 CAHA1254 | 3/8" Dr. Universal Joint | | |
| 1 CTCK1220 | 3/8" Dr. Sliding T-Handle - 8" (L) | | |
| 1 BAAR1216 | 3/8" Dr. Spark Plug Socket - 16 mm | | |
| 1 CFKA1210 | 3/8" Dr. Swivel Handle - 10" (L) | | |
| 1 CJBG1220 | 3/8" Dr. 36 Teeth Reversible Ratchet Handle with Quick Release | | |
| METAL CASE: W370 x D154 x H50 (mm) | | | |

12PCS
1/2" DR. Bit Socket Set
1/2"



| ITEM NO. | Satin | GAAD1202 |
|---|---|----------|
| CONTENTS | 6 (SET) | |
| 1 BCTA1605 | 1/2" Dr. Extra Long Hex Bit Socket 5 mm (L=180mm) | |
| 2 BCEA1607 & 1608 | 1/2" Dr. Long Hex Bit Sockets 7 & 8 mm (L=100mm) | |
| 2 BCIA1606 & 1610 | 1/2" Dr. Extra Long Hex Bit Sockets 6 & 10 mm (L=140mm) | |
| 4 BCJA1606-1612 | 1/2" Dr. Long Spline Bit Sockets M6, M8, M10, M12 (L=100mm) | |
| 2 BCKA1640 & 1645 | 1/2" Dr. Extra Long Star Tamperproof Bit Sockets T40 & T45 (L=120mm) | |
| 1 BCVA1655 | 1/2" Dr. Extra Long Star Tamperproof Bit Socket T55 (L=140mm) | |
| METAL CASE: W370 x D154 x H50 (mm) | | |

20PCS
3/8" DR. Socket Set (METRIC)
3/8"



| ITEM NO. | 6PT | Mirror | GCAD2001 | Satin | GCAD2004 |
|---|---|----------|----------|-------|----------|
| 12PT | Satin <th>GCAD2005</th> <td></td> <td></td> <td></td> | GCAD2005 | | | |
| CONTENTS | 6 (SET) | | | | |
| 13 BAEA1208-1222 | 3/8" Dr. 6PT Flank Sockets 8, 9, 10, 11, 12, 13, 14, 15, 17, 18, 19, 21, 22 mm | | | | |
| 2 CAAA1203 & 1206 | 3/8" Dr. Extension Bar - 3" & 6" (L) | | | | |
| 1 CAHA1254 | 3/8" Dr. Universal Joint | | | | |
| 1 CTCK1220 | 3/8" Dr. Sliding T-Handle - 8" (L) | | | | |
| 1 BAAR1216 | 3/8" Dr. Spark Plug Socket - 16 mm | | | | |
| 1 CFAC1210 | 3/8" Dr. Swivel Handle - 10" (L) | | | | |
| 1 CHAG1218 - Mirror | 3/8" Dr. 36 Teeth Reversible Ratchet Handle with Quick Release | | | | |
| 1 CJBG1220 - Satin | 3/8" Dr. 36 Teeth Reversible Ratchet Handle with Quick Release | | | | |
| METAL CASE: W370 x D154 x H50 (mm) | | | | | |

24PCS
1/2" DR. Bit Socket Set
1/2"



| ITEM NO. | Satin | GAAD2402 |
|---|--|----------|
| CONTENTS | 6 (SET) | |
| 7 BCDA1604-1612 | 1/2" Dr. Hex Bit Sockets 4, 5, 6, 7, 8, 10, 12 mm | |
| 5 BCCA1608-1616 | 1/2" Dr. Slotted Bit Sockets 8, 10, 12, 14, 16 mm | |
| 3 BCAA16P2-16P4 | 1/2" Dr. Phillips Bit Sockets PH2, PH3, PH4 | |
| 5 BCFA1620-1660 | 1/2" Dr. Star Bit Sockets T20, T25, T27, T30, T40, T45, T50, T55, T60 | |
| METAL CASE: W370 x D154 x H50 (mm) | | |

20PCS
3/8" DR. Socket Set (METRIC)
3/8"



| ITEM NO. | 6PT | Satin | GCAD2002 |
|---|---|----------|----------|
| 12PT | Satin <th>GCAD2003</th> <td></td> | GCAD2003 | |
| CONTENTS | 6 (SET) | | |
| 13 BAEA1208-1222 | 3/8" Dr. 6PT Flank Sockets 8, 9, 10, 11, 12, 13, 14, 15, 17, 18, 19, 21, 22 mm | | |
| 2 CAAA1203 & 1206 | 3/8" Dr. Extension Bar - 3" & 6" (L) | | |
| 1 CAHA1254 | 3/8" Dr. Universal Joint | | |
| 1 CTCK1220 | 3/8" Dr. Sliding T-Handle - 8" (L) | | |
| 1 BAAR1216 | 3/8" Dr. Spark Plug Socket - 16 mm | | |
| 1 CFAE1210 | 3/8" Dr. Swivel Handle - 10" (L) | | |
| 1 CHUG1218 | 3/8" Dr. 36 Teeth Reversible Ratchet Handle with Quick Release | | |
| METAL CASE: W370 x D154 x H50 (mm) | | | |

24PCS
1/2" DR. Bit Socket Set
1/2"



| ITEM NO. | Satin | GAAD2404 |
|---|--|----------|
| CONTENTS | 6 (SET) | |
| 2 BCAA16P2 & 16P3 | 1/2" Dr. Phillips Bit Sockets PH2 & PH3 | |
| 7 BCDA1604-1612 | 1/2" Dr. Hex Bit Sockets 4, 5, 6, 7, 8, 10, 12 mm | |
| 5 BCHA1606-1616 | 1/2" Dr. Spline Bit Sockets M6, M8, M10, M12, M14, M16 | |
| 5 BCFA1620-1660 | 1/2" Dr. Star Bit Sockets T20, T25, T27, T30, T40, T45, T50, T55, T60 | |
| METAL CASE: W370 x D154 x H50 (mm) | | |

72PCS
1/4" DR. Socket & Ball Point Hex Key Wrench Set



| ITEM NO. | 6PT | Satin | GCAD7202 |
|------------------------------------|--|-------|----------|
| CONTENTS | 3 (SET) | | |
| 13 BAEA0804-0814 | 1/4" Dr. 6PT Flank Sockets 4, 4.5, 5, 5.5, 6, 7, 8, 9, 10, 11, 12, 13, 14 mm | | |
| 13 BAE0804-0814 | 1/4" Dr. 6PT Flank Deep Sockets 4, 4.5, 5, 5.5, 6, 7, 8, 9, 10, 11, 12, 13, 14 mm | | |
| 7 BCDA082E-0808 | 1/4" Dr. Hex Bit Sockets 2.5, 3, 4, 5, 6, 7, 8 mm | | |
| 6 BCCA0803-0808 | 1/4" Dr. Slotted Bit Sockets 3, 4, 4.5, 5.5, 6.5, 8 mm | | |
| 5 BCAA08P0-08P4 | 1/4" Dr. Phillips Bit Sockets PH0, PH1, PH2, PH3, PH4 | | |
| 4 BCBA08P0-08P3 | 1/4" Dr. Pozzi Bit Sockets PZ0, PZ1, PZ2, PZ3 | | |
| 4 BCFA0808-0840 | 1/4" Dr. Star Bit Sockets T8, T10, T15, T20, T25, T27, T30, T40 | | |
| 1 CTCK0811 | 1/4" Dr. Sliding T-Handle | | |
| 1 CAHA0840 | 1/4" Dr. Universal Joint | | |
| 1 CAIA0815 | 1/4" Dr. Spinner Handle | | |
| 9 GAAL0916 | Long Type Ball Point Hex Key Wrench Set | | |
| 1 CJB0815 | 1/4" Dr. 72 Teeth Reversible Ratchet Handle with Quick Release | | |
| 3 CAAA0802-0806 | 1/4" Dr. Extension Bar - 2", 4", 6" (L) | | |
| METAL CASE: W445 x D188 x H50 (mm) | | | |

22PCS
1/2" DR. Flank Deep Socket Set



| ITEM NO. | 6PT | Satin | GAAD2202 |
|------------------------------------|---|-------|----------|
| CONTENTS | 3 (SET) | | |
| 20 BAE1608-1632 | 1/2" Dr. 6PT Flank Deep Sockets 8, 10, 11, 12, 13, 14, 15, 17, 18, 19, 20, 21, 22, 23, 24, 26, 27, 29, 30, 32 mm | | |
| 2 BAAT1616 & 1621 | 1/2" Dr. Magnetic Spark Plug Sockets - 16 & 21 mm | | |
| METAL CASE: W445 x D188 x H50 (mm) | | | |

33PCS
3/8" DR. Socket Set (METRIC & SAE)



| ITEM NO. | 6PT | Satin | GCAD3303 |
|------------------------------------|---|-------|----------|
| CONTENTS | 3 (SET) | | |
| 11 BAEA1208-1222 | 3/8" Dr. 6PT Flank Sockets 8, 10, 12, 13, 14, 16, 17, 18, 19, 21, 22 mm | | |
| 11 BBEA1210-1228 | 3/8" Dr. 6PT Flank Sockets 5/16", 3/8", 7/16", 1/2", 9/16", 5/8", 11/16", 3/4", 25/32", 13/16", 7/8" | | |
| 1 CAHA1254 | 3/8" Dr. Universal Joint | | |
| 3 CAAA1203-1210 | 3/8" Dr. Extension Bar - 3", 6", 10" (L) | | |
| 1 CTCK1208 | 3/8" Dr. Sliding T-Handle With Quick Release - 8" (L) | | |
| 1 CFKA1210 | 3/8" Dr. Swivel Handle - 10" (L) | | |
| 2 BAAR1216 & 1221 | 3/8" Dr. Spark Plug Sockets - 16 & 21 mm | | |
| 1 CJBG1220 | 3/8" Dr. 36 Teeth Reversible Ratchet Handle with Quick Release | | |
| 1 CAIP0816 | 1/4" Dr. Spinner Handle | | |
| 1 CAEB0812 | 1/4"(F) x 3/8"(M) Dr. Adapter | | |
| METAL CASE: W445 x D188 x H50 (mm) | | | |

38PCS
1/2" DR. Socket Set (METRIC & SAE)



| ITEM NO. | 6PT | Satin | GCAD3803 |
|------------------------------------|---|-------|----------|
| CONTENTS | 3 (SET) | | |
| 18 BAEA1608-1632 | 1/2" Dr. 6PT Flank Sockets 8, 10, 11, 12, 13, 14, 15, 16, 17, 18, 19, 21, 22, 24, 27, 29, 30, 32 mm | | |
| 18 BBEA1612-1640 | 1/2" Dr. 6PT Flank Sockets 3/8", 7/16", 1/2", 9/16", 5/8", 11/16", 3/4", 13/16", 7/8", 15/16", 1", 1-1/16", 1-1/8", 1-1/4" | | |
| 1 CAHA1678 | 1/2" Dr. Universal Joint | | |
| 2 CAAA1603 & 1610 | 1/2" Dr. Extension Bar - 3" & 10" (L) | | |
| 1 CFKA1615 | 1/2" Dr. Swivel Handle - 15" (L) | | |
| 1 CJBG1627 | 1/2" Dr. 36 Teeth Reversible Ratchet Handle with Quick Release | | |
| 1 CAGA1216 | 3/8"(F) x 1/2"(M) Dr. 3-Way Adapter | | |
| METAL CASE: W445 x D188 x H50 (mm) | | | |

25PCS
1/2" DR. Socket Set (METRIC)



| ITEM NO. | 6PT | Satin | GCAD2509 |
|------------------------------------|--|-------|----------|
| CONTENTS | 3 (SET) | | |
| 18 BAEA1608-1632 | 1/2" Dr. 6PT Flank Sockets 8, 10, 11, 12, 13, 14, 15, 16, 17, 18, 19, 21, 22, 23, 24, 27, 30, 32 mm | | |
| 2 CAAA1605 & 1610 | 1/2" Dr. Extension Bar - 5" & 10" (L) | | |
| 1 CAHA1678 | 1/2" Dr. Universal Joint | | |
| 1 CTCK1630 | 1/2" Dr. Sliding T-Handle - 12" (L) | | |
| 1 BAAR1621 | 1/2" Dr. Spark Plug Socket - 21 mm | | |
| 1 CFAE1615 | 1/2" Dr. Swivel Handle - 15" (L) | | |
| 1 CHUG1626 | 1/2" Dr. 36 Teeth Reversible Ratchet Handle with Quick Release | | |
| METAL CASE: W445 x D188 x H50 (mm) | | | |

25PCS
1/2" DR. Socket Set (SAE)



| ITEM NO. | 6PT | Mirror | GCAD2513 |
|------------------------------------|---|--------|----------|
| CONTENTS | 3 (SET) | | |
| 18 BBEA1610-1640 | 1/2" Dr. 6PT Flank Sockets 5/16", 3/8", 7/16", 1/2", 9/16", 19/32", 5/8", 11/16", 3/4", 25/32", 13/16", 7/8", 15/16", 1", 1-1/16", 1-1/8", 1-3/16", 1-1/4" | | |
| 2 CAAA1605 & 1610 | 1/2" Dr. Extension Bar - 5" & 10" (L) | | |
| 1 CAHA1678 | 1/2" Dr. Universal Joint | | |
| 1 CTCK1630 | 1/2" Dr. Sliding T-Handle - 12" (L) | | |
| 1 BBAR1626 | 1/2" Dr. Spark Plug Socket - 13/16" | | |
| 1 CFAC1615 | 1/2" Dr. Swivel Handle - 15" (L) | | |
| 1 CHAG1626 | 1/2" Dr. 36 Teeth Reversible Ratchet Handle with Quick Release | | |
| METAL CASE: W445 x D188 x H50 (mm) | | | |

25PCS
1/2" DR. Socket Set



| ITEM NO. | 6PT | Satin | GCAD2511 |
|------------------------------------|---|-------|----------|
| CONTENTS | 3 (SET) | | |
| 18 BAEA1610-1632 | 1/2" Dr. 6PT Flank Sockets 10, 11, 12, 13, 14, 15, 16, 17, 18, 19, 20, 21, 22, 23, 24, 27, 30, 32 mm | | |
| 2 CAAA1605 & 1610 | 1/2" Dr. Extension Bar - 5" & 10" (L) | | |
| 1 CAHA1678 | 1/2" Dr. Universal Joint | | |
| 1 CTCK1630 | 1/2" Dr. Sliding T-Handle - 12" (L) | | |
| 1 BAAR1621 | 1/2" Dr. Spark Plug Socket - 21 mm | | |
| 1 CFKA1615 | 1/2" Dr. Swivel Handle - 15" (L) | | |
| 1 CJBG1627 | 1/2" Dr. 36 Teeth Reversible Ratchet Handle with Quick Release | | |
| METAL CASE: W445 x D188 x H50 (mm) | | | |

24PCS
1/2" DR. Socket Set



| ITEM NO. | 6PT | Satin | GCAD2406 |
|------------------------------------|---|-------|----------|
| CONTENTS | 3 (SET) | | |
| 17 BAEA1610-1632 | 1/2" Dr. 6PT Flank Sockets 10, 11, 12, 13, 14, 15, 16, 17, 18, 19, 20, 21, 22, 24, 27, 30, 32 mm | | |
| 1 CJTV1629 | 1/2" Dr. 60 Teeth Rotatory Ratchet Handle with Push-Through Mechanism | | |
| 1 CTCK1625 | 1/2" Dr. Sliding T-Handle - 10" (L) | | |
| 2 CAAA1605 & 1610 | 1/2" Dr. Extension Bar - 5" & 10" (L) | | |
| 1 CAHA1678 | 1/2" Dr. Universal Joint | | |
| 2 BAAR1616 & 1621 | 1/2" Dr. Spark Plug Sockets - 16 & 21 mm | | |
| METAL CASE: W445 x D188 x H50 (mm) | | | |

24PCS
1/2" DR. Socket Set



| ITEM NO. | 6PT | Satin | GCAD2408 |
|------------------------------------|---|-------|----------|
| CONTENTS | 3 (SET) | | |
| 18 BAEA1608-1632 | 1/2" Dr. 6PT Flank Sockets 8, 9, 10, 11, 12, 13, 14, 15, 16, 17, 19, 21, 22, 23, 24, 27, 30, 32 mm | | |
| 2 CAAA1605 & 1610 | 1/2" Dr. Extension Bar - 5" & 10" (L) | | |
| 1 CTCK1625 | 1/2" Dr. Sliding T-Handle - 10" (L) | | |
| 1 CAHA1678 | 1/2" Dr. Universal Joint | | |
| 1 CFAC1615 | 1/2" Dr. Swivel Handle | | |
| 1 CJFM1627 | 1/2" Dr. 72 Teeth Reversible Ratchet Handle with Quick Release | | |
| METAL CASE: W445 x D188 x H50 (mm) | | | |

24PCS
1/2" DR. Socket Set



| ITEM NO. | 6PT | Mirror | GCAD2401 | Satin | GCAD2403 |
|------------------------------------|---|--------|----------|-------|----------|
| CONTENTS | 3 (SET) | | | | |
| 18 BAEA1608-1632 | 1/2" Dr. 6PT Flank Sockets 8, 9, 10, 11, 12, 13, 14, 15, 16, 17, 19, 21, 22, 23, 24, 27, 30, 32 mm | | | | |
| 2 CAAA1605 & 1610 | 1/2" Dr. Extension Bar - 5" & 10" (L) | | | | |
| 1 CTCK1625 | 1/2" Dr. Sliding T-Handle - 10" (L) | | | | |
| 1 CAHA1678 | 1/2" Dr. Universal Joint | | | | |
| 1 CFAC1615 | 1/2" Dr. Swivel Handle | | | | |
| 1 CHAG1626 - Mirror | 1/2" Dr. 36 Teeth Reversible Ratchet Handle with Quick Release | | | | |
| 1 CJBG1627 - Satin | 1/2" Dr. 36 Teeth Reversible Ratchet Handle with Quick Release | | | | |
| METAL CASE: W445 x D188 x H50 (mm) | | | | | |

26PCS
1/2" DR. Socket Set



| ITEM NO. | 6PT | Mirror | GCAD2601 | Satin | GCAD2603 |
|------------------------------------|---|--------|----------|-------|----------|
| CONTENTS | 3 (SET) | | | | |
| 20 BAEA1610-1632 | 1/2" Dr. 6PT Flank Sockets 10, 11, 12, 13, 14, 15, 16, 17, 18, 19, 20, 21, 22, 23, 24, 25, 26, 27, 30, 32 mm | | | | |
| 1 CAHA1678 | 1/2" Dr. Universal Joint | | | | |
| 2 CAAA1605 & 1610 | 1/2" Dr. Extension Bar - 5" & 10" (L) | | | | |
| 1 CTCK1625 | 1/2" Dr. Sliding T-Handle - 10" (L) | | | | |
| 1 CADC1642 | 1/2" Dr. Speed Brace | | | | |
| 1 CHAG1626 - Mirror | 1/2" Dr. 36 Teeth Reversible Ratchet Handle with Quick Release | | | | |
| 1 CJBG1627 - Satin | 1/2" Dr. 36 Teeth Reversible Ratchet Handle with Quick Release | | | | |
| METAL CASE: W445 x D188 x H50 (mm) | | | | | |



- TOPTUL Professional Tools -
YOUR BEST WORKING PARTNERS

21PCS
3/8" DR. 6PT Flank Socket Set
3/8"



ITEM NO.
6PT Mirror GCAD2101 Satin GCAD2102
CONTENTS 8 (SET)

- 12 BAEA1208-1224
3/8" Dr. 6PT Flank Sockets
8, 9, 10, 11, 12, 13, 14, 15, 16, 17, 18, 19, 21, 22, 24 mm
- 1 CAHA1254
3/8" Dr. Universal Joint
- 3 CAAA1203-1210
3/8" Dr. Extension Bar - 3", 6", 10" (L)
- 1 CAGA1612
1/2"(F) x 3/8"(M) Dr. 3-Way Adapter
- 1 CHAG1218 - Mirror
- 3/8" Dr. 36 Teeth Reversible Ratchet Handle with Quick Release
- 1 CHUG1220 - Satin
- 3/8" Dr. 36 Teeth Reversible Ratchet Handle with Quick Release

METAL CASE: W400 x D95 x H30 (mm)

15PCS
1/2" DR. 6PT Flank Socket Set
1/2"



ITEM NO.
6PT Mirror GCAD1508 Satin GCAD1510
CONTENTS 8 (SET)

- 12 BAEA1608-1627
1/2" Dr. 6PT Flank Sockets
8, 10, 11, 12, 13, 14, 17, 18, 19, 22, 24, 27 mm
- 1 CHAU1625
1/2" Dr. 60 Teeth Compact Head Reversible Ratchet Handle with Quick Release
- 1 CAAA1605
1/2" Dr. Extension Bar - 5" (L)
- 1 CFAC1615
1/2" Dr. Swivel Handle - 15" (L)

METAL CASE: W400 x D95 x H30 (mm)

18PCS
1/2" DR. 6PT Flank Socket Set
1/2"



ITEM NO.
6PT Mirror GCAD1820 Satin GCAD1821
CONTENTS 8 (SET)

- 14 BAEA1608-1627
1/2" Dr. 6PT Flank Sockets
8, 10, 12, 13, 14, 15, 16, 17, 18, 19, 21, 22, 24, 27 mm
- 1 CAHA1678
1/2" Dr. Universal Joint
- 2 CAAA1605 & 1610
1/2" Dr. Extension Bar - 5" & 10" (L)
- 1 CHAG1626 - Mirror
- 1/2" Dr. 36 Teeth Reversible Ratchet Handle with Quick Release
- 1 CHUG1626 - Satin
- 1/2" Dr. 36 Teeth Reversible Ratchet Handle with Quick Release

METAL CASE: W400 x D95 x H30 (mm)

16PCS
1/2" DR. 6PT Flank Socket Set
1/2"



ITEM NO.
6PT Mirror GCAD1601 Satin GCAD1603
CONTENTS 8 (SET)

- 12 BAEA1608-1632
1/2" Dr. 6PT Flank Sockets
8, 10, 12, 13, 14, 17, 19, 22, 24, 27, 30, 32 mm
- 2 CAAA1603 & 1605
1/2" Dr. Extension Bar - 3" & 5" (L)
- 1 CAHA1678
1/2" Dr. Universal Joint
- 1 CHAG1626 - Mirror
- 1/2" Dr. 36 Teeth Reversible Ratchet Handle with Quick Release
- 1 CHUG1626 - Satin
- 1/2" Dr. 36 Teeth Reversible Ratchet Handle with Quick Release

METAL CASE: W400 x D95 x H30 (mm)

16PCS
1/2" DR. 12PT Flank Socket Set
1/2"



ITEM NO.
12PT Mirror GCAD1602 Satin GCAD1604
CONTENTS 8 (SET)

- 12 BAEB1608-1632
1/2" Dr. 12PT Flank Sockets
8, 10, 12, 13, 14, 17, 19, 22, 24, 27, 30, 32 mm
- 2 CAAA1603 & 1605
1/2" Dr. Extension Bar - 3" & 5" (L)
- 1 CAHA1678
1/2" Dr. Universal Joint
- 1 CHAG1626 - Mirror
- 1/2" Dr. 36 Teeth Reversible Ratchet Handle with Quick Release
- 1 CHUG1626 - Satin
- 1/2" Dr. 36 Teeth Reversible Ratchet Handle with Quick Release

METAL CASE: W400 x D95 x H30 (mm)

ITEM NO.
6PT Mirror GCAD1820 Satin GCAD1821
CONTENTS 8 (SET)

- 14 BAEA1608-1627
1/2" Dr. 6PT Flank Sockets
8, 10, 12, 13, 14, 15, 16, 17, 18, 19, 21, 22, 24, 27 mm
- 1 CAHA1678
1/2" Dr. Universal Joint
- 2 CAAA1605 & 1610
1/2" Dr. Extension Bar - 5" & 10" (L)
- 1 CHAG1626 - Mirror
- 1/2" Dr. 36 Teeth Reversible Ratchet Handle with Quick Release
- 1 CHUG1626 - Satin
- 1/2" Dr. 36 Teeth Reversible Ratchet Handle with Quick Release

METAL CASE: W400 x D95 x H30 (mm)



14PCS Professional Grade
3/4" Dr. 6PT Flank Socket Set (METRIC)
3/4"



ITEM NO.
6PT Satin GCAD1405
CONTENTS 1 (SET)

- 10 BAEA2422-2450
3/4" Dr. 6PT Flank Sockets
22, 24, 27, 30, 32, 36, 38, 41, 46, 50 mm
- 2 CAAO2404 & 2408
3/4" Dr. Extension Bar - 4" & 8" (L)
- 1 CTCA2451
3/4" Dr. Sliding T-Handle - 20" (L)
- 1 CHNC2420
3/4" Dr. 24 Teeth Reversible Ratchet with Tube Handle (Quick Release) - 20" (L)

METAL CASE: W540 x D180 x H80 (mm)

14PCS Professional Grade
3/4" Dr. 12PT Flank Socket Set (SAE)
3/4"



ITEM NO.
12PT Satin GCAD1407
CONTENTS 1 (SET)

- 10 BAEB2422-2450
3/4" Dr. 12PT Flank Sockets
22, 24, 27, 30, 32, 36, 38, 41, 46, 50 mm
- 2 BBEB2428-2464
3/4" Dr. 12PT Flank Sockets
7/8", 15/16", 1", 1-1/8", 1-1/4", 1-7/16", 1-1/2", 1-5/8", 1-3/4", 2"
- 2 CAAO2404 & 2408
3/4" Dr. Extension Bar - 4" & 8" (L)
- 1 CTCA2451
3/4" Dr. Sliding T-Handle - 20" (L)
- 1 CHNC2420
3/4" Dr. 24 Teeth Reversible Ratchet with Tube Handle (Quick Release) - 20" (L)

METAL CASE: W540 x D180 x H80 (mm)

HEAVY DUTY SOCKET SET SERIES

14PCS Professional Grade
3/4" Dr. 12PT Flank Socket Set (METRIC)
3/4"



ITEM NO.
12PT Satin GCAD1406
CONTENTS 1 (SET)

- 10 BAEB2422-2450
3/4" Dr. 12PT Flank Sockets
22, 24, 27, 30, 32, 36, 38, 41, 46, 50 mm
- 2 CAAO2404 & 2408
3/4" Dr. Extension Bar - 4" & 8" (L)
- 1 CTCA2451
3/4" Dr. Sliding T-Handle - 20" (L)
- 1 CHNC2420
3/4" Dr. 24 Teeth Reversible Ratchet with Tube Handle (Quick Release) - 20" (L)

METAL CASE: W540 x D180 x H80 (mm)

26PCS Professional Grade
3/4" DR. 12PT Flank Socket Set (METRIC & SAE)
3/4"



ITEM NO.
12PT Satin GCAD2608
CONTENTS 1 (SET)

- 10 BAEB2422-2450
3/4" Dr. 12PT Flank Sockets
22, 24, 27, 30, 32, 36, 38, 41, 46, 50 mm
- 12 BBEB2428-2464
3/4" Dr. 12PT Flank Sockets
7/8", 15/16", 1", 1-1/8", 1-3/16", 1-5/16", 1-3/8", 1-7/16", 1-5/8", 1-3/4", 1-7/8", 2"
- 2 CAAO2404 & 2408
3/4" Dr. Extension Bar - 4" & 8" (L)
- 1 CTCA2451
3/4" Dr. Sliding T-Handle - 20" (L)
- 1 CHNC2420
3/4" Dr. 24 Teeth Reversible Ratchet with Tube Handle (Quick Release) - 20" (L)

METAL CASE: W540 x D180 x H80 (mm)

24PCS Professional Grade
3/4" DR. 12PT Flank Socket Set (SAE)
3/4"



ITEM NO.
12PT Satin GCAD2405
CONTENTS 1 (SET)

- 18 BBEB2424-2464
3/4" Dr. 12PT Flank Sockets
3/4", 13/16", 7/8", 15/16", 1", 1-1/16", 1-1/8", 1-3/16", 1-1/4", 1-5/16", 1-3/8", 1-7/16", 1-1/2", 1-5/8", 1-11/16", 1-3/4", 1-7/8", 2"
- 2 CAAO2404 & 2408
3/4" Dr. Extension Bar - 4" & 8" (L)
- 1 CTCA2446
3/4" Dr. Sliding T-Handle - 18" (L)
- 1 CHNC2420
3/4" Dr. 24 Teeth Reversible Ratchet with Tube Handle (Quick Release) - 20" (L)
- 1 CFAC2418
3/4" Dr. Swivel Handle - 18" (L)
- 1 CAHA24A0
3/4" Dr. Universal Joint

METAL CASE: W540 x D180 x H80 (mm)

14PCS Professional Grade
1" DR. 6PT Socket Set (METRIC)
1"



ITEM NO.
6PT Satin GCAD1402
CONTENTS 1 (SET)

- 10 BAEA3236-3280
1" Dr. 6PT Flank Sockets
36, 41, 46, 50, 55, 60, 65, 70, 75, 80 mm
- 2 CAAO3208 & 3216
1" Dr. Extension Bar - 8" & 16" (L)
- 1 CHNC3232
1" Dr. 24 Teeth Reversible Ratchet with Tube Handle (Quick Release) - 32" (L)
- 1 CTCK3222
1" Dr. Sliding T-Handle - 22" (L)

METAL CASE: W660 x D205 x H108 (mm)

14PCS Professional Grade
1" DR. 6PT Flank Socket Set (METRIC)
1"



ITEM NO.
6PT Satin GCAD1403
CONTENTS 1 (SET)

- 10 BAEA3236-3280
1" Dr. 6PT Flank Sockets
36, 41, 46, 50, 55, 60, 65, 70, 75, 80 mm
- 2 CABA3208 & 3216
1" Dr. Extension Bar with Quick Release - 8" & 16" (L)
- 1 CHES3208
1" Dr. 43 Teeth Reversible Ratchet with Adjustable Tube Handle (Quick Release) - 500-800 mm(L)
- 1 CTCJ3222
1" Dr. Sliding T-Handle with Quick Release - 22" (L)

METAL CASE: W660 x D205 x H108 (mm)

14PCS Professional Grade
1" DR. 6PT Flank Socket Set (METRIC)
1"



ITEM NO.
6PT Satin GCAD1404
CONTENTS 1 (SET)

- 10 BAEA3236-3280
1" Dr. 6PT Flank Sockets
36, 41, 46, 50, 55, 60, 65, 70, 75, 80 mm
- 2 CAAO3208 & 3216
1" Dr. Extension Bar - 8" & 16" (L)
- 1 CHND3226
1" Dr. 24 Teeth Reversible Ratchet with Tube Handle - 26" (L)
- 1 CAGA3232
1" Dr. 3-Way Adapter:
O 1"(F) x 1"(M) x O 34mm - 74 mm(L)

METAL CASE: W660 x D205 x H108 (mm)

18PCS
1/4" DR. 12PT Socket Set (SAE)



ITEM NO.
12PT Mirror GCAD1811 Mirror GCAD1819

CONTENTS 10 (SET)

- 10 BBE0806-0818
1/4" Dr. 12PT Flank Deep Sockets
3/16", 7/32", 1/4", 9/32", 5/16", 11/32", 3/8", 7/16", 1/2", 9/16"
- 3 CAAA0802-0806
1/4" Dr. Extension Bar - 2", 4", 6" (L)
- 1 CAHA0840
1/4" Dr. Universal Joint
- 1 CAEA0812
1/4"(F) x 3/8"(M) Dr. Adapter
- 1 CTCK0811
1/4" Dr. Sliding T-Handle
- 1 CFAC0806
1/4" Dr. Swivel Handle
- 1 CHAG0813 - GCAD1818
1/4" Dr. 36 Teeth Reversible Ratchet Handle with Quick Release
- 1 CJBG0815 - GCAD1811
1/4" Dr. 36 Teeth Reversible Ratchet Handle with Quick Release

METAL CASE: W221 x D129 x H44 (mm)

18PCS
1/4" DR. 12PT Socket Set (SAE)



ITEM NO.
12PT Mirror GCAD1813 Mirror GCAD1817

CONTENTS 10 (SET)

- 10 BBE0806-0818
1/4" Dr. 12PT Flank Deep Sockets
3/16", 7/32", 1/4", 9/32", 5/16", 11/32", 3/8", 7/16", 1/2", 9/16"
- 3 CAAA0802-0806
1/4" Dr. Extension Bar - 2", 4", 6" (L)
- 1 CAHA0840
1/4" Dr. Universal Joint
- 1 CAEA0812
1/4"(F) x 3/8"(M) Dr. Adapter
- 1 CTCK0811
1/4" Dr. Sliding T-Handle
- 1 CFAC0806
1/4" Dr. Swivel Handle
- 1 CHAG0813 - GCAD1817
1/4" Dr. 36 Teeth Reversible Ratchet Handle with Quick Release
- 1 CJBG0815 - GCAD1813
1/4" Dr. 36 Teeth Reversible Ratchet Handle with Quick Release

METAL CASE: W221 x D129 x H44 (mm)

18PCS
1/4" DR. 6PT Socket Set (METRIC)



ITEM NO.
6PT Satin GCAD1822

CONTENTS 10 (SET)

- 10 BAE0804-0813
1/4" Dr. 6PT Flank Deep Sockets
4, 5, 6, 7, 8, 9, 10, 11, 12, 13 mm
- 3 CAAA0802-0806
1/4" Dr. Extension Bar - 2", 4", 6" (L)
- 1 CAHA0840
1/4" Dr. Universal Joint
- 1 CAEA0812
1/4"(F) x 3/8"(M) Dr. Adapter
- 1 CTCK0811
1/4" Dr. Sliding T-Handle
- 1 CFAC0806
1/4" Dr. Swivel Handle
- 1 CJBG0815
1/4" Dr. 36 Teeth Reversible Ratchet Handle with Quick Release

METAL CASE: W221 x D129 x H44 (mm)

38PCS
1/4" DR. Socket Set



ITEM NO.
6PT Satin GCAD3801
12PT Satin GCAD3802

CONTENTS 10 (SET)

- 12 BAE0804-0813
1/4" Dr. 6PT Flank Sockets
4, 4.5, 5, 5.5, 6, 7, 8, 9, 10, 11, 12, 13 mm
- 1 CAHA0840
1/4" Dr. Universal Joint
- 2 CAAA0802 & 0804
1/4" Dr. Extension Bar - 2" & 4" (L)
- 1 CTCK0811
1/4" Dr. Sliding T-Handle
- 1 S135
1/4" Dr. 36 Teeth Reversible Ratchet Handle with Quick Release
- 1 CAIP0816
1/4" Dr. Spinner Handle
- 1 BAED0804-0810
1/4" Dr. Star Sockets
E4, E5, E6, E7, E8, E10
- 1 BCFB0808-0840
1/4" Dr. One-Piece Stubby Star Bit Sockets
T8, T10, T15, T20, T25, T27, T30, T40
- 1 BCDB0803-0808
1/4" Dr. One-Piece Stubby Hex Bit Sockets
3, 4, 5, 6, 7, 8 mm

METAL CASE: W221 x D129 x H44 (mm)

31PCS
1/4" DR. Socket Set



ITEM NO.
6PT Mirror GCAD3101 Satin GCAD3102

CONTENTS 10 (SET)

- 11 BAE0804-0814
1/4" Dr. 6PT Flank Sockets
4, 4.5, 5, 5.5, 6, 7, 8, 9, 10, 11, 12, 13, 14 mm
- 3 BCBA08P1-08P3
1/4" Dr. Pozzi Bit Sockets - PZ1, PZ2, PZ3
- 3 BCAA08P1-08P3
1/4" Dr. Phillips Bit Sockets - PH1, PH2, PH3
- 3 BCCA0804-086E
1/4" Dr. Slotted Bit Sockets - 4, 5.5, 6.5 mm
- 3 BCDA0803-0808
1/4" Dr. Hex Bit Sockets - 3, 4, 5, 6, 8 mm
- 1 CAIP0816
1/4" Dr. Spinner Handle
- 1 CJBG0815
1/4" Dr. 36 Teeth Reversible Ratchet Handle with Quick Release
- 2 CAAA0802 & 0806
1/4" Dr. Extension Bar - 2" & 6" (L)
- 1 CAHA0840
1/4" Dr. Universal Joint
- 1 CTCK0811
1/4" Dr. Sliding T-Handle

METAL CASE: W221 x D129 x H44 (mm)

29PCS
1/4" DR. Socket Set (METRIC & SAE)



ITEM NO.
6PT Mirror GCAD2901 Satin GCAD2902

CONTENTS 10 (SET)

- 13 BAE0804-0814
1/4" Dr. 6PT Flank Sockets
4, 4.5, 5, 5.5, 6, 7, 8, 9, 10, 11, 12, 13, 14 mm
- 10 BBE0806-0818
1/4" Dr. 6PT Flank Sockets
3/16", 7/32", 1/4", 9/32", 5/16", 11/32", 3/8", 7/16", 1/2", 9/16"
- 1 CAIP0816
1/4" Dr. Spinner Handle
- 1 CJBG0815
1/4" Dr. 36 Teeth Reversible Ratchet Handle with Quick Release
- 2 CAAA0802 & 0806
1/4" Dr. Extension Bar - 2" & 6" (L)
- 1 CAHA0840
1/4" Dr. Universal Joint
- 1 CTCK0811
1/4" Dr. Sliding T-Handle

METAL CASE: W221 x D129 x H44 (mm)

32PCS
1/4" DR. Socket Set



ITEM NO.
6PT Satin GCAD3202
12PT Satin GCAD3203

CONTENTS 10 (SET)

- 13 BAE0804-0814
1/4" Dr. 6PT Flank Sockets
4, 4.5, 5, 5.5, 6, 7, 8, 9, 10, 11, 12, 13, 14 mm
- 3 BCAA08P1-08P3
1/4" Dr. Phillips Bit Sockets - PH1, PH2, PH3
- 4 BCCA0803-086E
1/4" Dr. Slotted Bit Sockets
3, 4.5, 5.5, 6.5 mm
- 3 BCDA0803-0808
1/4" Dr. Hex Bit Sockets
3, 4, 5, 6, 7, 8 mm
- 2 CAAA0802 & 0804
1/4" Dr. Extension Bar - 2" & 4" (L)
- 1 CTCK0811
1/4" Dr. Sliding T-Handle
- 1 CAHA0840
1/4" Dr. Universal Joint
- 1 CAIP0816
1/4" Dr. Spinner Handle
- 1 CJBG0815
1/4" Dr. 36 Teeth Reversible Ratchet Handle with Quick Release

METAL CASE: W221 x D129 x H44 (mm)

32PCS
1/4" DR. Socket Set



ITEM NO.
6PT Satin GCAD3204
12PT Satin GCAD3205

CONTENTS 10 (SET)

- 13 BAE0804-0814
1/4" Dr. 6PT Flank Sockets
4, 4.5, 5, 5.5, 6, 7, 8, 9, 10, 11, 12, 13, 14 mm
- 7 BCFA0810-0840
1/4" Dr. Star Bit Sockets
T10, T15, T20, T25, T27, T30, T40
- 3 BCDA0803-0808
1/4" Dr. Hex Bit Sockets
3, 4, 5, 6, 7, 8 mm
- 2 CAAA0802 & 0804
1/4" Dr. Extension Bar - 2" & 4" (L)
- 1 CTCK0811
1/4" Dr. Sliding T-Handle
- 1 CAHA0840
1/4" Dr. Universal Joint
- 1 CAIP0816
1/4" Dr. Spinner Handle
- 1 CJBG0815
1/4" Dr. 36 Teeth Reversible Ratchet Handle with Quick Release

METAL CASE: W221 x D129 x H44 (mm)

40PCS
1/4" & 3/8" DR. Socket Set (METRIC & SAE)



ITEM NO.
6PT Satin GCAD4004

CONTENTS 6 (SET)

- 8 BAE0804-0812
1/4" Dr. 6PT Flank Sockets
4, 5, 6, 7, 8, 9, 10, 12 mm
- 8 BBE0806-0816
1/4" Dr. 6PT Flank Sockets
3/16", 7/32", 1/4", 9/32", 5/16", 11/32", 3/8", 7/16", 1/2"
- 10 BAE1209-1219
3/8" Dr. 6PT Flank Sockets
9, 10, 11, 12, 13, 14, 16, 17, 18, 19 mm
- 7 BBE1212-1224
3/8" Dr. 6PT Flank Sockets
3/8", 7/16", 1/2", 9/16", 5/8", 11/16", 3/4"
- 1 BAAR1216
3/8" Dr. Spark Plug Socket - 16mm
- 1 CJBG1220
3/8" Dr. 36 Teeth Reversible Ratchet Handle with Quick Release
- 1 CAAA1203
3/8" Dr. Extension Bar - 3" (L)
- 1 ALAC1212
3/8" Dr. Disc
- 1 CAIP0816
1/4" Dr. Spinner Handle
- 1 CAEB1208
3/8"(F) x 1/4"(M) Dr. Adapter

METAL CASE: W380 x D140 x H52 (mm)

18PCS
3/8" DR. Socket Set



ITEM NO.
6PT Mirror GCAD1806 Satin GCAD1805
12PT Satin GCAD1815

CONTENTS 6 (SET)

- 13 BAE1206-1224
3/8" Dr. 6PT Flank Sockets
6, 7, 8, 10, 11, 12, 13, 14, 17, 19, 21, 22, 24 mm
- 1 CAHA1254
3/8" Dr. Universal Joint
- 1 CJBG1220
3/8" Dr. 36 Teeth Reversible Ratchet Handle with Quick Release
- 2 CAAA1203 & 1206
3/8" Dr. Extension Bar - 3" & 6" (L)
- 1 CFAC1210
3/8" Dr. Swivel Handle - 10" (L)

METAL CASE: W380 x D140 x H52 (mm)

15PCS
1/2" DR. Socket Set



ITEM NO.
6PT Mirror GCAD1502 Satin GCAD1501

CONTENTS 6 (SET)

- 11 BAE1608-1624
1/2" Dr. 6PT Flank Sockets
8, 10, 11, 12, 13, 14, 17, 19, 21, 22, 24 mm
- 1 CAHA1678
1/2" Dr. Universal Joint
- 2 CAAA1603 & 1605
1/2" Dr. Extension Bar - 3" & 5" (L)
- 1 CJBG1627
1/2" Dr. 36 Teeth Reversible Ratchet Handle with Quick Release

METAL CASE: W380 x D140 x H52 (mm)

39PCS
3/8" DR. Socket Set



ITEM NO.
6PT Satin GCAD3902

CONTENTS 3 (SET)

- 13 BAE1208-1222
3/8" Dr. 6PT Flank Sockets
8, 9, 10, 11, 12, 13, 14, 15, 16, 17, 18, 19, 20, 21, 22 mm
- 8 BAE1208-1219
3/8" Dr. 6PT Flank Deep Sockets
8, 10, 12, 13, 17, 19 mm
- 2 CAAA1203 & 1206
3/8" Dr. Extension Bar - 3" & 6" (L)
- 2 BAAT1216 & 1221
3/8" Dr. Magnetic Spark Plug Sockets - 16 & 21 mm
- 2 BCDA1205 & 1206
3/8" Dr. Hex Bit Sockets - 5 & 6 mm
- 1 BDDA1208
3/8" Dr. Hex Bit Socket - 1/4"
- 2 BCFA1215 & 1220
3/8" Dr. Star Bit Sockets - T15 & T20
- 2 BCAA12P1 & 12P2
3/8" Dr. Phillips Bit Sockets - PH1 & PH2
- 2 BCBA12P1 & 12P2
3/8" Dr. Pozzi Bit Sockets - PZ1 & PZ2
- 1 BCCA125E
3/8" Dr. Slotted Bit Socket - 5.5 mm
- 1 CAHA1254
3/8" Dr. Universal Joint
- 1 CAEA1216
3/8"(F) x 1/2"(M) Dr. Adapter
- 1 CTCJ1208
3/8" Dr. Sliding T-Handle With Quick Release
- 1 CJBG1220
3/8" Dr. 36 Teeth Reversible Ratchet Handle with Quick Release

METAL CASE: W440 x D190 x H52 (mm)

34PCS
3/8" DR. Socket Set (METRIC & SAE)
3/8"



| ITEM NO. | 6PT | Satin | GCAD3403 |
|------------------------------------|---|-------|----------|
| CONTENTS | 3 (SET) | | |
| 11 BAEA1208-1222 | 3/8" Dr. 6PT Flank Sockets 8, 10, 12, 13, 14, 16, 17, 18, 19, 21, 22 mm | | |
| 12 BBEA1210-1228 | 3/8" Dr. 6PT Flank Sockets 5/16", 3/8", 7/16", 1/2", 9/16", 5/8", 11/16", 3/4", 25/32", 13/16", 7/8" | | |
| 2 BAAR1216 & 1221 | 3/8" Dr. Spark Plug Sockets - 16 & 21mm | | |
| 1 CJBG1220 | 3/8" Dr. 36 Teeth Reversible Ratchet Handle with Quick Release | | |
| 3 CAAA1203-1210 | 3/8" Dr. Extension Bar - 3", 6", 10" (L) | | |
| 1 CTCJ1208 | 3/8" Dr. Sliding T-Handle with Quick Release | | |
| 1 CFKA1210 | 3/8" Dr. Swivel Handle | | |
| 1 CAHA1254 | 3/8" Dr. Universal Joint | | |
| 1 CADC1240 | 3/8" Dr. Speed Brace | | |
| 1 CAEB0812 | 1/4"(F) x 3/8"(M) Dr. Adapter | | |
| 1 CAIP0816 | 1/4" Dr. Spinner Handle | | |
| METAL CASE: W440 x D190 x H52 (mm) | | | |

34PCS
1/4" & 1/2" DR. Socket Set
1/4"
1/2"



| ITEM NO. | 6PT | Mirror | GCAD3401 | Satin | GCAD3402 |
|------------------------------------|---|--------|----------|-------|----------|
| CONTENTS | 3 (SET) | | | | |
| 10 BAEA0805-0813 | 1/4" Dr. 6PT Flank Sockets 5, 5.5, 6, 7, 8, 9, 10, 11, 12, 13 mm | | | | |
| 17 BAEA1610-1632 | 1/2" Dr. 6PT Flank Sockets 10, 11, 12, 13, 14, 15, 16, 17, 18, 19, 21, 22, 24, 27, 29, 30, 32 mm | | | | |
| 1 CAAA0804 | 1/4" Dr. Extension Bar - 4" (L) | | | | |
| 1 CAAA1605 | 1/2" Dr. Extension Bar - 5" (L) | | | | |
| 2 CAHA0840 & 1678 | 1/4" & 1/2" Dr. Universal Joint | | | | |
| 1 CTCK0811 | 1/4" Dr. Sliding T-Handle | | | | |
| 2 CJBG0815 & 1627 | 1/4" & 1/2" Dr. 36 Teeth Reversible Ratchet Handle with Quick Release | | | | |
| METAL CASE: W440 x D190 x H52 (mm) | | | | | |

43PCS
1/2" DR. Socket Set (METRIC & SAE)
1/2"



| ITEM NO. | 6PT | Satin | GCAD4303 |
|------------------------------------|---|-------|----------|
| CONTENTS | 3 (SET) | | |
| 20 BAEA1608-1632 | 1/2" Dr. 6PT Flank Sockets 8, 10, 11, 12, 13, 14, 15, 16, 17, 18, 19, 21, 22, 23, 24, 26, 27, 29, 30, 32 mm | | |
| 14 BBEA1612-1640 | 1/2" Dr. 6PT Flank Sockets 3/8", 7/16", 1/2", 9/16", 5/8", 11/16", 3/4", 13/16", 7/8", 15/16", 1", 1-1/16", 1-1/8", 1-1/4" | | |
| 2 BAAR1616 & 1621 | 1/2" Dr. Spark Plug Sockets - 16 & 21 mm | | |
| 1 CJBG1627 | 1/2" Dr. 36 Teeth Reversible Ratchet Handle with Quick Release | | |
| 3 CAAA1603-1610 | 1/2" Dr. Extension Bar - 3", 5", 10" (L) | | |
| 1 CAGA1216 | 3/8" (F) x 1/2" (M) Dr. 3-Way Adapter | | |
| 1 CFKA1615 | 1/2" Dr. Swivel Handle - 15" (L) | | |
| 1 CAHA1678 | 1/2" Dr. Universal Joint | | |
| METAL CASE: W440 x D190 x H52 (mm) | | | |

18PCS
1/2" DR. Socket Set (MERIC)
1/2"



| ITEM NO. | 6PT | Mirror | GCAD1802 | Satin | GCAD1801 |
|------------------------------------|---|--------|----------|-------|----------|
| CONTENTS | 3 (SET) | | | | |
| 12 BAEA1610-1632 | 1/2" Dr. 6PT Flank Sockets 10, 12, 13, 14, 17, 19, 21, 22, 24, 27, 30, 32 mm | | | | |
| 1 CAHA1678 | 1/2" Dr. Universal Joint | | | | |
| 3 CAAA1603-1610 | 1/2" Dr. Extension Bar - 3", 5", 10" (L) | | | | |
| 1 CJBG1627 | 1/2" Dr. 36 Teeth Reversible Ratchet Handle with Quick Release | | | | |
| 1 CFAC1615 | 1/2" Dr. Swivel Handle - 15" (L) | | | | |
| METAL CASE: W440 x D190 x H52 (mm) | | | | | |

18PCS
1/2" DR. Socket Set (SAE)
1/2"



| ITEM NO. | 6PT | Mirror | GCAD1810 |
|------------------------------------|--|--------|----------|
| CONTENTS | 3 (SET) | | |
| 12 BBEA1612-1640 | 1/2" Dr. 6PT Flank Sockets 3/8", 7/16", 1/2", 9/16", 11/16", 3/4", 13/16", 7/8", 15/16", 1-1/16", 1-3/16", 1-1/4" | | |
| 1 CAHA1678 | 1/2" Dr. Universal Joint | | |
| 3 CAAA1603-1610 | 1/2" Dr. Extension Bar - 3", 5", 10" (L) | | |
| 1 CJBG1627 | 1/2" Dr. 36 Teeth Reversible Ratchet Handle with Quick Release | | |
| 1 CFAC1615 | 1/2" Dr. Swivel Handle - 15" (L) | | |
| METAL CASE: W440 x D190 x H52 (mm) | | | |



METAL TOOL BOX SET



35PCS
3/8" DR. Socket Set
3/8"



| ITEM NO. | 6PT | Satin | GBB3514 |
|------------------------------------|---|-------|---------|
| CONTENTS | 4 (SET) | | |
| 18 BAEA1206-1224 | 3/8" Dr. 6PT Flank Sockets 6, 7, 8, 9, 10, 11, 12, 13, 14, 15, 16, 17, 18, 19, 20, 21, 22, 24 mm | | |
| 2 BAEE1208-1219 | 3/8" Dr. 6PT Flank Deep Sockets 8, 10, 11, 12, 13, 14, 17, 19 mm | | |
| 2 BAAT1216 & 1221 | 3/8" Dr. Magnetic Spark Plug Sockets - 16 & 21 mm | | |
| 2 CAAA1203 & 1206 | 3/8" Dr. Extension Bar - 3" & 6" (L) | | |
| 1 CTCK1220 | 3/8" Dr. Sliding T-Handle | | |
| 1 CAEA1612 | 1/2"(F) x 3/8"(M) Dr. Adapter | | |
| 1 CAHA1254 | 3/8" Dr. Universal Joint | | |
| 1 CFAC1210 | 3/8" Dr. Swivel Handle - 10" (L) | | |
| 1 CJBG1220 | 3/8" Dr. 36 Teeth Reversible Ratchet Handle with Quick Release | | |
| METAL CASE: W417 x D176 x H53 (mm) | | | |

54PCS
1/4" DR. Socket Set (METRIC & SAE)
1/4"



| ITEM NO. | 6PT | Satin | GBA5440 |
|------------------------------------|--|-------|---------|
| CONTENTS | 4 (SET) | | |
| 13 BAEA0804-0814 | 1/4" Dr. 6PT Flank Sockets 4, 4.5, 5, 5.5, 6, 7, 8, 9, 10, 11, 12, 13, 14 mm | | |
| 13 BAEE0804-0814 | 1/4" Dr. 6PT Flank Deep Sockets 4, 4.5, 5, 5.5, 6, 7, 8, 9, 10, 11, 12, 13, 14 mm | | |
| 11 BBEA0805-0818 | 1/4" Dr. 6PT Flank Sockets 5/32", 3/16", 7/32", 1/4", 9/32", 5/16", 11/32", 3/8", 7/16", 1/2", 9/16" | | |
| 11 BBEE0805-0818 | 1/4" Dr. 6PT Flank Deep Sockets 5/32", 3/16", 7/32", 1/4", 9/32", 5/16", 11/32", 3/8", 7/16", 1/2", 9/16" | | |
| 1 CAHA0840 | 1/4" Dr. Universal Joint | | |
| 2 CAAA0802 & 0806 | 1/4" Dr. Extension Bar - 2" & 6" (L) | | |
| 1 CAIP0816 | 1/4" Dr. Spinner Handle | | |
| 1 CTCK0811 | 1/4" Dr. Sliding T-Handle | | |
| 1 CJBG0815 | 1/4" Dr. 72 Teeth Reversible Ratchet Handle with Quick Release | | |
| METAL CASE: W361 x D137 x H53 (mm) | | | |

25PCS
1/2" DR. Flank Socket Set
1/2"



| ITEM NO. | 6PT | Satin | GBB2515 |
|------------------------------------|---|-------|---------|
| CONTENTS | 4 (SET) | | |
| 19 BAEA1608-1632 | 1/2" Dr. 6PT Flank Sockets 8, 9, 10, 11, 12, 13, 14, 15, 16, 17, 18, 19, 21, 22, 23, 24, 27, 30, 32 mm | | |
| 2 BAAT1616 & 1621 | 1/2" Dr. Magnetic Spark Plug Sockets - 16 & 21 mm | | |
| 1 CAHA1678 | 1/2" Dr. Universal Joint | | |
| 1 CFAC1615 | 1/2" Dr. Swivel Handle - 15" (L) | | |
| 1 CAHA1678 | 1/2" Dr. Universal Joint | | |
| 1 CFAC1615 | 1/2" Dr. Swivel Handle - 15" (L) | | |
| 1 CJBG1627 | 1/2" Dr. 36 Teeth Reversible Ratchet Handle with Quick Release | | |
| METAL CASE: W417 x D176 x H53 (mm) | | | |

41PCS Professional Grade
1/2" DR. Socket Set
1/2"



| ITEM NO. | 6PT | Satin | GCAD4102 |
|------------------------------------|---|-------|----------|
| CONTENTS | 3 (SET) | | |
| 24 BAEA1608-1632 | 1/2" Dr. 6PT Flank Sockets 8, 9, 10, 11, 12, 13, 14, 15, 16, 17, 18, 19, 20, 21, 22, 23, 24, 25, 26, 27, 28, 29, 30, 32 mm | | |
| 9 BAEE1610-1622 | 1/2" Dr. 6PT Flank Deep Sockets 10, 11, 12, 13, 14, 15, 17, 19, 22 mm | | |
| 2 BAAR1616 & 1621 | 1/2" Dr. Spark Plug Sockets - 16 & 21 mm | | |
| 2 CAAA1605 & 1610 | 1/2" Dr. Extension Bar - 5" & 10" (L) | | |
| 1 CAHA1678 | 1/2" Dr. Universal Joint | | |
| 1 CFAC1615 | 1/2" Dr. Swivel Handle | | |
| 1 CTCK1625 | 1/2" Dr. Sliding T-Handle - 10" (L) | | |
| 1 CMBG1627 | 1/2" Dr. 36 Teeth Reversible Ratchet Handle with Quick Release | | |
| METAL CASE: W480 x D290 x H60 (mm) | | | |

46PCS Professional Grade
1/2" DR. Socket Set (METRIC & SAE)
1/2"



| ITEM NO. | 6PT | Mirror | GCAD4601 | Satin | GCAD4602 |
|------------------------------------|---|--------|----------|-------|----------|
| CONTENTS | 3 (SET) | | | | |
| 24 BAEA1608-1632 | 1/2" Dr. 6PT Flank Sockets 8, 9, 10, 11, 12, 13, 14, 15, 16, 17, 18, 19, 20, 21, 22, 23, 24, 25, 26, 27, 28, 29, 30, 32 mm | | | | |
| 14 BBEA1612-1640 | 1/2" Dr. 6PT Flank Sockets 3/8", 7/16", 1/2", 9/16", 5/8", 11/16", 3/4", 13/16", 7/8", 15/16", 1", 1-1/8", 1-3/16", 1-1/4" | | | | |
| 2 BAAT1616 & 1621 | 1/2" Dr. Magnetic Spark Plug Sockets - 16 & 21 mm | | | | |
| 1 CAHA1678 | 1/2" Dr. Universal Joint | | | | |
| 1 CFAC1615 | 1/2" Dr. Swivel Handle | | | | |
| 1 CMBG1627 | 1/2" Dr. 36 Teeth Reversible Ratchet Handle with Quick Release | | | | |
| 2 CAAA1605 & 1610 | 1/2" Dr. Extension Bar - 5" & 10" (L) | | | | |
| 1 CTCK1625 | 1/2" Dr. Sliding T-Handle - 10" (L) | | | | |
| METAL CASE: W480 x D290 x H60 (mm) | | | | | |

Professional Grade 1/4" DR. Flank Socket Set

- Bit holder rail swivel upwards for easy access
- PP inner tool tray
- Robust, high quality and light weight
- ABS+TPU material plastic storage tool box

Professional Grade 1/4" DR. Flank Socket Set

| 6PT | Satin | GADW4101 |
|---|-------|----------|
| CONTENTS 20 (SET) | | |
| 13 BAEA0804-0814 1/4" Dr. 6PT Flank Sockets 4, 4.5, 5, 5.5, 6, 7, 8, 9, 10, 11, 12, 13, 14 mm | | |
| 2 CAAA0802 & 0804 1/4" Dr. Extension Bar - 2" & 4" (L) | | |
| 1 CAHA0840 1/4" Dr. Universal Joint | | |
| 1 CAIP0814 1/4" Dr. Spinner Handle | | |
| 1 S135 1/4" Dr. 36 Teeth Reversible Ratchet Handle with Quick Release | | |
| 1 FTAB0808 1/4" Dr. x 1/4" (H) Quick Change Bit Holder (25mmL) | | |
| 1 FSKA0808 1/4" (H) x 1/4" Dr. Socket Adapter (25mmL) | | |
| 3 FSBA0801-0803 1/4" Hex Shank Phillips Insert Bits (25mmL) PH1, PH2, PH3 | | |
| 3 FSCA0801-0803 1/4" Hex Shank Pozi Insert Bits (25mmL) PZ1, PZ2, PZ3 | | |
| 3 FSAA084E-0808 1/4" Hex Shank Slotted Insert Bits (25mmL) 4.5, 5.5, 6.5, 8 mm | | |
| 3 FSDA0803-0806 1/4" Hex Shank Hexagon Insert Bits (25mmL) 3, 4, 5, 6, 8 mm | | |
| 3 FSGA0810-0840 1/4" Hex Shank Star Tamperproof Insert Bits (25mmL) T10, T15, T20, T25, T27, T30, T40 | | |
| PLASTIC BOX: W172 x D105 x H48 (mm) | | |

27PCS 1/4" DR. Mini Ratchet Socket & Bit Set

1/4"



| ITEM NO. | 6PT | Satin | GADW2701 |
|---|-----|-------|----------|
| CONTENTS 30 (SET) | | | |
| 5 BAEA0806-0813 1/4" Dr. 6PT Flank Sockets 6, 8, 10, 12, 13 mm | | | |
| 3 FSAA084E-0808 1/4" Hex Shank Slotted Insert Bits 4.5, 5.5, 6.5, 8 mm | | | |
| 4 FSBA0801-0803 1/4" Hex Shank Phillips Insert Bits PH1, PH2x2pcs, PH3 | | | |
| 2 FSCA0801 & 0802 1/4" Hex Shank Pozi Insert Bits PZ1 & PZ2 | | | |
| 3 FSDA0803-0806 1/4" Hex Shank Hexagon Insert Bits 3, 4, 5, 6 mm | | | |
| 3 FSGA0810-0840 1/4" Hex Shank Star Tamperproof Insert Bits T10, T15, T20, T25, T27, T30, T40 | | | |
| 1 FSKA0808 1/4" x 1/4" Dr. Socket Adapter | | | |
| 1 FTDF0810 1/4" x 1/4" Magnetic Bit Holder | | | |
| 1 CHEV0811 1/4" (H) 60 Teeth Locking Flexible Head Mini Reversible Bit Ratchet Handle | | | |
| PLASTIC BOX: W124 x D70.5 x H35 (mm) | | | |

Swivel Mechanism Bit Holder

6 PT

41 PCS

1/4" DRIVE



45PCS Professional Grade 1/4" DR. Mini Ratchet Socket & Bit Set

1/4"



23PCS 1/4" DR. Mini Ratchet Socket & Bit Set

1/4"



33PCS 1/4" DR. Mini Ratchet Socket & Bit Set

1/4"



| ITEM NO. | 6PT | Satin | GADW4501 |
|---|-----|-------|----------|
| CONTENTS 20 (SET) | | | |
| 10 BAEA085E-0814 1/4" Dr. 6PT Flank Sockets 5.5, 6, 7, 8, 9, 10, 11, 12, 13, 14 mm | | | |
| 4 FSAA0804-0808 1/4" Hex Shank Slotted Insert Bits 4, 5.5, 6.5, 8 mm | | | |
| 4 FSBA0801-0803 1/4" Hex Shank Phillips Insert Bits PH1, PH2x2pcs, PH3 | | | |
| 3 FSCA0801-0803 1/4" Hex Shank Pozi Insert Bits PZ1, PZ2, PZ3 | | | |
| 3 FSDA0802-0808 1/4" Hex Shank Hexagon Insert Bits 2, 2.5, 3, 4, 5, 6, 7, 8 mm | | | |
| 4 FSEA0806-0809 1/4" Hex Shank Star Insert Bits T6, T7, T8, T9 | | | |
| 7 FSGA0810-0840 1/4" Hex Shank Star Tamperproof Insert Bits T10, T15, T20, T25, T27, T30, T40 | | | |
| 2 FSHA0801 & 0802 1/4" Hex Shank Square Insert Bits SQ1 & SQ2 | | | |
| 1 FTDF0810 1/4" x 1/4" Magnetic Bit Holder | | | |
| 1 CHEV0811 1/4" (H) 60 Teeth Locking Flexible Head Mini Reversible Bit Ratchet Handle | | | |
| 1 FSKA0808 1/4" x 1/4" Dr. Socket Adapter | | | |
| PLASTIC BOX: W136.5 x D98 x H47 (mm) | | | |

| ITEM NO. | 6PT | Satin | GABW2301 |
|--|-----|-------|----------|
| CONTENTS 30 (SET) | | | |
| 13 BAEA0804-0814 1/4" Dr. 6PT Flank Sockets 4, 4.5, 5, 5.5, 6, 7, 8, 9, 10, 11, 12, 13, 14 mm | | | |
| 1 FTAB0808 1/4" Dr. x 1/4" (H) Quick Change Bit Holder | | | |
| 1 CAAA0802 1/4" Dr. Extension Bar - 2" (L) | | | |
| 7 GAAV0704 FSAA0804-086E 1/4" Hex Shank Slotted Insert Bits - 4, 5.5, 6.5 mm FSBA0801 & 0802 1/4" Hex Shank Phillips Insert Bits - PH1 & PH2 FSCA0801 & 0802 1/4" Hex Shank Pozi Insert Bits - PZ1 & PZ2 | | | |
| 1 CHKX0810 1/4" Dr. 90 Teeth Mini Swivel-Head Ratchet Handle | | | |
| PLASTIC BOX: W140 x D90 x H40 (mm) | | | |

| ITEM NO. | 6PT | Satin | GABW3301 |
|--|-----|-------|----------|
| CONTENTS 30 (SET) | | | |
| 12 BAEA0804-0813 1/4" Dr. 6PT Flank Sockets 4, 4.5, 5, 5.5, 6, 7, 8, 9, 10, 11, 12, 13 mm | | | |
| 1 FTAB0808 1/4" Dr. x 1/4" (H) Quick Change Bit Holder | | | |
| 1 CAAA0804 1/4" Dr. Extension Bar - 4" (L) | | | |
| 7 GAAV0702 FSEA0810-0840 1/4" Hex Shank Star Insert Bits T10, T15, T20, T25, T27, T30, T40 | | | |
| 11 GAAV1102 FSAA0804-086E 1/4" Hex Shank Slotted Insert Bits - 4, 5.5, 6.5 mm FSBA0801 & 0802 1/4" Hex Shank Phillips Insert Bits - PH1 & PH2 FSCA0801 & 0802 1/4" Hex Shank Pozi Insert Bits - PZ1 & PZ2 FSDA0803-0806 1/4" Hex Shank Hexagon Insert Bits - 3, 4, 5, 6 mm | | | |
| 1 CJD10812 1/4" Dr. 45 Teeth Stubby Reversible Ratchet Handle with Quick Release | | | |
| PLASTIC BOX: W140 x D90 x H40 (mm) | | | |

30PCS 1/4" DR. Mini Ratchet Socket & Bit Set

1/4"



- Fine 60 teeth ratcheting mechanism with hard-wearing construction
- Quick-disk on the drive head allows for quick tightening or loosening of fasteners
- Ideal tool kit for use in confined spaces

| ITEM NO. | 6PT | Satin | GABW3001 |
|---|-----|-------|----------|
| CONTENTS 30 (SET) | | | |
| 7 BAEA0804-0808 1/4" Dr. 6PT Flank Sockets - 4, 4.5, 5, 5.5, 6, 7, 8 mm | | | |
| 3 FSAA0804-086E 1/4" Hex Shank Slotted Insert Bits - 4, 5.5, 6.5 mm | | | |
| 4 FSBA0801-0803 1/4" Hex Shank Phillips Insert Bits PH1, PH2x2pcs, PH3 | | | |
| 3 FSCA0801-0803 1/4" Hex Shank Pozi Insert Bits - PZ1, PZ2, PZ3 | | | |
| 4 FSDA0803-0806 1/4" Hex Shank Hexagon Insert Bits - 3, 4, 5, 6 mm | | | |
| 7 FSEA0810-0840 1/4" Hex Shank Star Insert Bits T10, T15, T20, T25, T27, T30, T40 | | | |
| 1 FSKA0808 1/4" (H) x 1/4" Dr. Socket Adapter | | | |
| 1 CHDV0801 1/4" (H) 60 Teeth Mini Reversible Bit Ratchet Handle | | | |
| PLASTIC BOX: W115 x D85 x H37 (mm) | | | |

13PCS 1/4" DR. Mini Ratchet Socket Set

1/4"



- Fine 60 teeth ratcheting mechanism with hard-wearing construction
- Quick-disk on the drive head allows for quick tightening or loosening of fasteners
- Quick release button ensures firm socket retention and easy socket removal
- Ideal tool kit for use in confined spaces

| ITEM NO. | 6PT | Satin | GABW1301 |
|---|-----|-------|----------|
| CONTENTS 30 (SET) | | | |
| 12 BAEA0804-0813 1/4" Dr. 6PT Flank Sockets 4, 4.5, 5, 5.5, 6, 7, 8, 9, 10, 11, 12, 13 mm | | | |
| 1 CHDU0801 1/4" Dr. 60 Teeth Mini Reversible Ratchet Handle with Quick Release | | | |
| PLASTIC BOX: W115 x D85 x H37 (mm) | | | |



41PCS Professional Grade
1/4" DR. Flank Socket Set
1/4"



| ITEM NO. | 6PT | Satin | GCAI4102 |
|--|---|-------|----------|
| CONTENTS | 10 (SET) | | |
| 13 BAEA0804-0814 | 1/4" Dr. 6PT Flank Sockets 4, 4.5, 5, 5.5, 6, 7, 8, 9, 10, 11, 12, 13, 14 mm | | |
| 3 FSAA0804-086E | 1/4" Hex Shank Slotted Insert Bits 4, 5.5, 6.5 mm | | |
| 5 FSDA0803-0808 | 1/4" Hex Shank Hexagon Insert Bits 3, 4, 5, 6, 8 mm | | |
| 5 FSEA0810-0840 | 1/4" Hex Shank Star Insert Bits T10, T15, T20, T25, T30, T40 | | |
| 3 FSBA0801-0803 | 1/4" Hex Shank Phillips Insert Bits PH1, PH2, PH3 | | |
| 3 FSCA0801-0803 | 1/4" Hex Shank Pozi Insert Bits PZ1, PZ2, PZ3 | | |
| 1 CJBG0815 | 1/4" Dr. 36 Teeth Reversible Ratchet Handle with Quick Release | | |
| 1 CAHA0840 | 1/4" Dr. Universal Joint | | |
| 2 CAAA0802 & 0806 | 1/4" Dr. Extension Bar - 2" & 6" (L) | | |
| 1 CAIP0816 | 1/4" Dr. Spinner Handle | | |
| 1 CAGA1208 | 3/8" (F) x 1/4" (M) Dr. 3-Way Adapter | | |
| 1 CAEE0820 | 1/4" Dr. Magnetic Socket Pick-Up | | |
| 1 FTAB0808 | 1/4" Dr. x 1/4" (H) Quick Change Bit Holder | | |
| BLOW CASE: W245 x D160 x H66 (mm) | | | |

51PCS Professional Grade
1/4" DR. Flank Socket & Hex Key Wrench Set
1/4"



| ITEM NO. | 6PT | Satin | GCAI5102 |
|--|---|-------|----------|
| CONTENTS | 10 (SET) | | |
| 13 BAEA0804-0814 | 1/4" Dr. 6PT Flank Sockets 4, 4.5, 5, 5.5, 6, 7, 8, 9, 10, 11, 12, 13, 14 mm | | |
| 6 BCDA0803-0808 | 1/4" Dr. Hex Bit Sockets - 3, 4, 5, 6, 7, 8 mm | | |
| 3 BCCA0804-086E | 1/4" Dr. Slotted Bit Sockets - 4, 5.5, 6.5 mm | | |
| 3 BCAA08P1-08P3 | 1/4" Dr. Phillips Bit Sockets - PH1, PH2, PH3 | | |
| 3 BCBA08P1-08P3 | 1/4" Dr. Pozi Bit Sockets - PZ1, PZ2, PZ3 | | |
| 7 BCFA0810-0840 | 1/4" Dr. Star Bit Sockets T10, T15, T20, T25, T27, T30, T40 | | |
| 1 CASA0806 | 1/4" Dr. Flexible Extension Bar - 6" (L) | | |
| 1 CJBG0815 | 1/4" Dr. 36 Teeth Reversible Ratchet Handle with Quick Release | | |
| 1 CAIP0816 | 1/4" Dr. Spinner Handle | | |
| 1 CAHA0840 | 1/4" Dr. Universal Joint | | |
| 2 CAAA0802 & 0804 | 1/4" Dr. Extension Bar - 2" & 4" (L) | | |
| 1 CTCK0811 | 1/4" Dr. Sliding T-Handle | | |
| 1 GAAL0910 | Short Type Hex Key Wrench Set 1.5, 2, 2.5, 3, 4, 5, 6, 8, 10 mm | | |
| BLOW CASE: W245 x D160 x H66 (mm) | | | |

24PCS Professional Grade
1/4" DR. Flank Socket Set
1/4"



| ITEM NO. | 6PT | Satin | GCAI2403 |
|--|--|-------|----------|
| CONTENTS | 10 (SET) | | |
| 11 BAEA0804-0813 | 1/4" Dr. 6PT Flank Sockets 4, 5, 5.5, 6, 7, 8, 9, 10, 11, 12, 13 mm | | |
| 6 BAE0805-0813 | 1/4" Dr. 6PT Flank Deep Sockets 6, 7, 8, 9, 10, 11, 12, 13 mm | | |
| 1 CJBG0815 | 1/4" Dr. 36 Teeth Reversible Ratchet Handle with Quick Release | | |
| 1 CAIP0816 | 1/4" Dr. Spinner Handle | | |
| 2 CAAA0802 & 0806 | 1/4" Dr. Extension Bar - 2" & 6" (L) | | |
| 1 CAHA0840 | 1/4" Dr. Universal Joint | | |
| 1 CAGA1208 | 3/8" (F) x 1/4" (M) Dr. 3-Way Adapter | | |
| BLOW CASE: W245 x D160 x H66 (mm) | | | |

46PCS Professional Grade
1/4" DR. Flank Socket Set
1/4"



| ITEM NO. | 6PT | Satin | GCAI4601 |
|--|--|-------|----------|
| CONTENTS | 10 (SET) | | |
| 11 BAEA0804-0813 | 1/4" Dr. 6PT Flank Sockets 4, 5, 5.5, 6, 7, 8, 9, 10, 11, 12, 13 mm | | |
| 6 BAE0805-0813 | 1/4" Dr. 6PT Flank Deep Sockets 5, 6, 7, 8, 9, 10, 11, 12, 13 mm | | |
| 1 CJBG0815 | 1/4" Dr. 36 Teeth Reversible Ratchet Handle with Quick Release | | |
| 1 CAIP0816 | 1/4" Dr. Spinner Handle | | |
| 2 CAAA0802 & 0806 | 1/4" Dr. Extension Bar - 2" & 6" (L) | | |
| 6 BCDA0803-0808 | 1/4" Dr. Hex Bit Sockets - 3, 4, 5, 6, 7, 8 mm | | |
| 3 BCCA0804-086E | 1/4" Dr. Slotted Bit Sockets - 4, 5.5, 6.5 mm | | |
| 3 BCAA08P1-08P3 | 1/4" Dr. Phillips Bit Sockets - PH1, PH2, PH3 | | |
| 3 BCBA08P1-08P3 | 1/4" Dr. Pozi Bit Sockets - PZ1, PZ2, PZ3 | | |
| 7 BCFA0810-0840 | 1/4" Dr. Star Bit Sockets T10, T15, T20, T25, T27, T30, T40 | | |
| BLOW CASE: W245 x D160 x H66 (mm) | | | |

25PCS Professional Grade
1/4" DR. Flank Socket Set
1/4"



| ITEM NO. | 6PT | Satin | GCAI2501 |
|--|--|-------|----------|
| CONTENTS | 10 (SET) | | |
| 11 BAEA0804-0813 | 1/4" Dr. 6PT Flank Sockets 4, 5, 5.5, 6, 7, 8, 9, 10, 11, 12, 13 mm | | |
| 6 BAE0805-0813 | 1/4" Dr. 6PT Flank Deep Sockets 6, 7, 8, 9, 10, 11, 12, 13 mm | | |
| 1 CJBG0815 | 1/4" Dr. 36 Teeth Reversible Ratchet Handle with Quick Release | | |
| 1 CAIP0816 | 1/4" Dr. Spinner Handle | | |
| 2 CAAA0802 & 0806 | 1/4" Dr. Extension Bar - 2" & 6" (L) | | |
| 1 CAHA0840 | 1/4" Dr. Universal Joint | | |
| 1 CAGA1208 | 3/8" (F) x 1/4" (M) Dr. 3-Way Adapter | | |
| BLOW CASE: W245 x D160 x H66 (mm) | | | |



49PCS Professional Grade
1/4" DR. Flank Socket Wrench Set
1/4"



| ITEM NO. | 6PT | Satin | GCAI4901 |
|--|---|-------|----------|
| CONTENTS | 10 (SET) | | |
| 1 AAEX0606-1313 | Hi-Performance Combination Wrench 15" Offset 6, 7, 8, 9, 10, 11, 12, 13 mm | | |
| 13 BAEA0804-0814 | 1/4" Dr. 6PT Flank Sockets 4, 4.5, 5, 5.5, 6, 7, 8, 9, 10, 11, 12, 13, 14 mm | | |
| 3 FSAA0804-086E | 1/4" Hex Shank Slotted Insert Bits - 4, 5.5, 6.5 mm | | |
| 5 FSDA0803-0808 | 1/4" Hex Shank Hexagon Insert Bits 3, 4, 5, 6, 8 mm | | |
| 5 FSEA0810-0840 | 1/4" Hex Shank Star Insert Bits T10, T15, T20, T25, T30, T40 | | |
| 3 FSBA0801-0803 | 1/4" Hex Shank Phillips Insert Bits - PH1, PH2, PH3 | | |
| 3 FSCA0801-0803 | 1/4" Hex Shank Pozi Insert Bits - PZ1, PZ2, PZ3 | | |
| 1 CJBG0815 | 1/4" Dr. 36 Teeth Reversible Ratchet Handle with Quick Release | | |
| 1 CAHA0840 | 1/4" Dr. Universal Joint | | |
| 2 CAAA0802 & 0806 | 1/4" Dr. Extension Bar - 2" & 6" (L) | | |
| 1 CAIP0816 | 1/4" Dr. Spinner Handle | | |
| 1 CAGA1208 | 3/8" (F) x 1/4" (M) Dr. 3-Way Adapter | | |
| 1 CAEE0820 | 1/4" Dr. Magnetic Socket Pick-Up | | |
| 1 FTAB0808 | 1/4" Dr. x 1/4" (H) Quick Change Bit Holder | | |
| BLOW CASE: W245 x D160 x H66 (mm) | | | |

49PCS Professional Grade
1/4" & 3/8" DR. Flank Socket Set
1/4" & 3/8"



| ITEM NO. | 6PT | Satin | GCAI4904 |
|--|--|-------|----------|
| CONTENTS | 10 (SET) | | |
| 13 BAEA0804-0810 | 1/4" Dr. 6PT Flank Sockets 4, 5, 5.5, 6, 7, 8, 9, 10 mm | | |
| 6 BAEA1210-1219 | 3/8" Dr. 6PT Flank Sockets 10, 11, 12, 13, 14, 15, 16, 17, 18, 19 mm | | |
| 7 GAAV0701 | 1/4" Hex Shank Hexagon Insert Bits FSDA0802-0808 - 2, 2.5, 3, 4, 5, 6, 8 mm | | |
| 7 GAAV0702 | 1/4" Hex Shank Star Insert Bits FSEA0810-0840 - T10, T15, T20, T25, T27, T30, T40 | | |
| 7 GAAV0704 | 1/4" Hex Shank Slotted Insert Bits FSAA0804-086E - 4, 5.5, 6.5 mm 1/4" Hex Shank Phillips Insert Bits FSBA0801 & 0802 - PH1 & PH2 1/4" Hex Shank Pozi Insert Bits FSCA0801 & 0802 - PZ1 & PZ2 | | |
| 1 CJBG1220 | 3/8" Dr. 36 Teeth Reversible Ratchet Handle with Quick Release | | |
| 1 CAIA0815 | 1/4" Dr. Spinner Handle | | |
| 2 CAAA1203 & 1206 | 3/8" Dr. Extension Bar - 3" & 6" (L) | | |
| 1 CAHA1254 | 3/8" Dr. Universal Joint | | |
| 2 BAAR1216 & 1221 | 3/8" Dr. Spark Plug Sockets - 16 & 21 mm | | |
| 1 FTAB0808 | 3/8" Dr. x 1/4" (H) Quick Change Bit Holder | | |
| 1 FTAB1208 | 3/8" Dr. x 1/4" (H) Quick Change Bit Holder | | |
| 1 CAEA1208 | 3/8" (F) x 1/4" (M) Dr. Adapter | | |
| BLOW CASE: W245 x D160 x H66 (mm) | | | |

45PCS Professional Grade
3/8" DR. Flank Socket Set
3/8"



| ITEM NO. | 6PT | Mirror | GCAI4501 | Satin | GCAI4502 |
|--|--|--------|----------|-------|----------|
| CONTENTS | 10 (SET) | | | | |
| 15 BAEA1206-1222 | 3/8" Dr. 6PT Flank Sockets 6, 7, 8, 9, 10, 11, 12, 13, 14, 15, 16, 17, 18, 19, 22 mm | | | | |
| 7 GAAV0701 | 1/4" Hex Shank Hexagon Insert Bits FSDA0802-0808 - 2, 2.5, 3, 4, 5, 6, 8 mm | | | | |
| 7 GAAV0702 | 1/4" Hex Shank Star Insert Bits FSEA0810-0840 - T10, T15, T20, T25, T27, T30, T40 | | | | |
| 7 GAAV0704 | 1/4" Hex Shank Slotted Insert Bits FSAA0804-086E - 4, 5.5, 6.5 mm 1/4" Hex Shank Phillips Insert Bits FSBA0801 & 0802 - PH1 & PH2 1/4" Hex Shank Pozi Insert Bits FSCA0801 & 0802 - PZ1 & PZ2 | | | | |
| 1 CJBG1220 | 3/8" Dr. 36 Teeth Reversible Ratchet Handle with Quick Release | | | | |
| 1 CAIA0815 | 1/4" Dr. Spinner Handle | | | | |
| 2 CAAA1203 & 1206 | 3/8" Dr. Extension Bar - 3" & 6" (L) | | | | |
| 1 CAHA1254 | 3/8" Dr. Universal Joint | | | | |
| 2 BAAR1216 & 1221 | 3/8" Dr. Spark Plug Sockets - 16 & 21 mm | | | | |
| 1 FTAB0808 | 1/4" Dr. x 1/4" (H) Quick Change Bit Holder | | | | |
| 1 FTAB1208 | 3/8" Dr. x 1/4" (H) Quick Change Bit Holder | | | | |
| BLOW CASE: W245 x D160 x H66 (mm) | | | | | |



22PCS Professional Grade
3/8" DR. Flank Socket Set
3/8"



| ITEM NO. | 6PT | Mirror | GCAI2201 | Satin | GCAI2202 |
|-----------------------------------|---|--------|----------|-------|----------|
| CONTENTS | | | | | 10 (SET) |
| 18 BAEA1206-1222 | 3/8" Dr. 6PT Flank Sockets 6, 7, 8, 9, 10, 11, 12, 13, 14, 15, 16, 17, 18, 19, 22 mm | | | | |
| 1 CJBG1220 | 3/8" Dr. 36 Teeth Reversible Ratchet Handle with Quick Release | | | | |
| 2 CAAA1203 & 1206 | 3/8" Dr. Extension Bar - 3" & 6" (L) | | | | |
| 1 CAHA1254 | 3/8" Dr. Universal Joint | | | | |
| 2 BAAR1216 & 1221 | 3/8" Dr. Spark Plug Sockets - 16 & 21 mm | | | | |
| 1 CTCK1220 | 3/8" Dr. Sliding T-Handle | | | | |
| BLOW CASE: W245 x D160 x H66 (mm) | | | | | |

26PCS Professional Grade
3/8" DR. Flank Socket Set
3/8"



| ITEM NO. | 6PT | Satin | GCAI2601 | 12PT | Satin | GCAI2602 |
|-----------------------------------|--|-------|----------|------|-------|----------|
| CONTENTS | | | | | | 10 (SET) |
| 14 BAEA1208-1224 | 3/8" Dr. 6PT Flank Sockets 8, 10, 11, 12, 13, 14, 15, 16, 17, 18, 19, 21, 22, 24 mm | | | | | |
| 8 BAE1208-1219 | 3/8" Dr. 6PT Flank Deep Sockets 8, 10, 11, 12, 13, 14, 17, 19 mm | | | | | |
| 1 CJBG1220 | 3/8" Dr. 36 Teeth Reversible Ratchet Handle with Quick Release | | | | | |
| 2 CAAA1203 & 1206 | 3/8" Dr. Extension Bar - 3" & 6" (L) | | | | | |
| 1 CAHA1254 | 3/8" Dr. Universal Joint | | | | | |
| BLOW CASE: W245 x D160 x H66 (mm) | | | | | | |

60PCS Professional Grade
3/8" DR. Flank Socket Set
3/8"



| ITEM NO. | 6PT | Satin | GCAI6001 | 12PT | Satin | GCAI6002 |
|-----------------------------------|---|-------|----------|------|-------|----------|
| CONTENTS | | | | | | 6 (SET) |
| 18 BAEA1206-1224 | 3/8" Dr. 6PT Flank Sockets 6, 7, 8, 9, 10, 11, 12, 13, 14, 15, 16, 17, 18, 19, 20, 21, 22, 24 mm | | | | | |
| 8 BAE1208-1219 | 3/8" Dr. 6PT Flank Deep Sockets 8, 9, 10, 11, 12, 13, 14, 15, 17, 19 mm | | | | | |
| 3 BCAA12P1-12P3 | 3/8" Dr. Phillips Bit Sockets PH1, PH2, PH3 | | | | | |
| 3 BCBA12P1-12P3 | 3/8" Dr. Pozzi Bit Sockets PZ1, PZ2, PZ3 | | | | | |
| 3 BCCA125E-1208 | 3/8" Dr. Slotted Bit Sockets 5.5, 6.5, 8 mm | | | | | |
| 7 BCDA1203-1210 | 3/8" Dr. Hex Bit Sockets 3, 4, 5, 6, 7, 8, 10 mm | | | | | |
| 8 BCFA1215-1255 | 3/8" Dr. Star Bit Sockets T15, T20, T25, T27, T30, T40, T45, T50, T55 | | | | | |
| 2 CAAA1203 & 1210 | 3/8" Dr. Extension Bar - 3" & 10" (L) | | | | | |
| 2 BAAR1216 & 1221 | 3/8" Dr. Spark Plug Sockets - 16 & 21 mm | | | | | |
| 1 CJBG1220 | 3/8" Dr. 36 Teeth Reversible Ratchet Handle with Quick Release | | | | | |
| 1 CAHA1254 | 3/8" Dr. Universal Joint | | | | | |
| 1 CAGA1612 | 1/2" (F) x 3/8" (M) Dr. 3-Way Adapter | | | | | |
| BLOW CASE: W300 x D220 x H70 (mm) | | | | | | |

32PCS Professional Grade
3/8" DR. Flank Socket Set
3/8"



| ITEM NO. | 6PT | Satin | GCAI3201 | 12PT | Satin | GCAI3202 |
|-----------------------------------|--|-------|----------|------|-------|----------|
| CONTENTS | | | | | | 10 (SET) |
| 14 BAEA1208-1224 | 3/8" Dr. 6PT Flank Sockets 8, 10, 11, 12, 13, 14, 15, 16, 17, 18, 19, 21, 22, 24 mm | | | | | |
| 5 BCDA1203-1208 | 3/8" Dr. Hex Bit Sockets 3, 4, 5, 6, 8 mm | | | | | |
| 3 BCAA12P1-12P3 | 3/8" Dr. Phillips Bit Sockets PH1, PH2, PH3 | | | | | |
| 3 BCBA12P1-12P3 | 3/8" Dr. Pozzi Bit Sockets PZ1, PZ2, PZ3 | | | | | |
| 2 BCCA126E & 1208 | 3/8" Dr. Slotted Bit Sockets 6.5 & 8 mm | | | | | |
| 2 CAAA1203 & 1206 | 3/8" Dr. Extension Bar - 3" & 6" (L) | | | | | |
| 1 CAHA1254 | 3/8" Dr. Universal Joint | | | | | |
| 1 CJBG1220 | 3/8" Dr. 36 Teeth Reversible Ratchet Handle with Quick Release | | | | | |
| 1 CAGA1612 | 1/2" (F) x 3/8" (M) Dr. 3-Way Adapter | | | | | |
| BLOW CASE: W245 x D160 x H66 (mm) | | | | | | |

39PCS Professional Grade
3/8" DR. Flank Socket Set
3/8"



| ITEM NO. | 6PT | Satin | GCAI3901 | 12PT | Satin | GCAI3902 |
|-----------------------------------|--|-------|----------|------|-------|----------|
| CONTENTS | | | | | | 10 (SET) |
| 14 BAEA1207-1222 | 3/8" Dr. 6PT Flank Sockets 7, 8, 9, 10, 11, 12, 13, 14, 15, 16, 17, 18, 19, 22 mm | | | | | |
| 4 BAE1210-1219 | 3/8" Dr. 6PT Flank Deep Sockets 10, 13, 17, 19 mm | | | | | |
| 7 GAAV0701 | 1/4" Hex Shank Hexagon Insert Bits FSDA0802-0808 - 2, 2.5, 3, 4, 5, 6, 8 mm | | | | | |
| 7 GAAV0704 | 1/4" Hex Shank Slotted Insert Bits FSA0804-086E - 4, 5.5, 6.5 mm 1/4" Hex Shank Phillips Insert Bits FSBA0801 & 0802 - PH1 & PH2 1/4" Hex Shank Pozzi Insert Bits FSCA0801 & 0802 - PZ1 & PZ2 | | | | | |
| 1 CJBG1220 | 3/8" Dr. 36 Teeth Reversible Ratchet Handle with Quick Release | | | | | |
| 2 CAAA1203 & 1206 | 3/8" Dr. Extension Bar - 3" & 6" (L) | | | | | |
| 1 CAHA1254 | 3/8" Dr. Universal Joint | | | | | |
| 1 FTAB1208 | 3/8" Dr. x 1/4" (H) Quick Change Bit Holder | | | | | |
| 2 BAAR1216 & 1221 | 3/8" Dr. Spark Plug Sockets - 16 & 21 mm | | | | | |
| BLOW CASE: W245 x D160 x H66 (mm) | | | | | | |



35PCS Professional Grade
3/8" DR. Flank Socket Set (METRIC & SAE)
3/8"



| ITEM NO. | 6PT | Mirror | GCAI3501 |
|-----------------------------------|---|--------|----------|
| CONTENTS | | | 4 (SET) |
| 16 BAEA1206-1222 | 3/8" Dr. 6PT Flank Sockets 6, 7, 8, 9, 10, 11, 12, 13, 14, 15, 16, 17, 18, 19, 21, 22 mm | | |
| 11 BBEA1208-1228 | 3/8" Dr. 6PT Flank Sockets 1/4", 5/16", 3/8", 7/16", 1/2", 9/16", 5/8", 11/16", 3/4", 13/16", 7/8" | | |
| 2 CAAA1203 & 1206 | 3/8" Dr. Extension Bar - 3" & 6" (L) | | |
| 1 CAHA1254 | 3/8" Dr. Universal Joint | | |
| 1 CJBG1220 | 3/8" Dr. 36 Teeth Reversible Ratchet Handle with Quick Release | | |
| 1 CTCK1220 | 3/8" Dr. Sliding T-Handle | | |
| 1 CFKA1210 | 3/8" Dr. Swivel Handle | | |
| 2 BAAT1216 & 1221 | 3/8" Dr. Magnetic Spark Plug Socket - 16 & 21 mm | | |
| BLOW CASE: W392 x D210 x H88 (mm) | | | |

42PCS Professional Grade
1/4" & 1/2" DR. Flank Socket Wrench Set
1/4"
1/2"



| ITEM NO. | 6PT | Satin | GAAI4201 |
|------------------------------------|---|-------|----------|
| CONTENTS | | | 3 (SET) |
| 10 BAEA0805-0813 | 1/4" Dr. 6PT Flank Sockets 5, 5.5, 6, 7, 8, 9, 10, 11, 12, 13 mm | | |
| 13 BAEA1610-1624 | 1/2" Dr. 6PT Flank Sockets 10, 11, 12, 13, 14, 15, 16, 17, 18, 19, 21, 22, 24 mm | | |
| 1 CAAA0804 | 1/4" Dr. Extension Bar - 4" (L) | | |
| 2 CAAA1605 & 1610 | 1/2" Dr. Extension Bar - 5" & 10" (L) | | |
| 2 CAHA0840 & 1678 | 1/4" & 1/2" Dr. Universal Joint | | |
| 2 CJBG0815 & 1627 | 1/4" & 1/2" Dr. 36 Teeth Reversible Ratchet Handle with Quick Release | | |
| 1 CAGA1216 | 3/8" (F) x 1/2" (M) Dr. 3-Way Adapter | | |
| 11 AAEX0808-2222 | Hi-Performance Combination Wrench 15" Offset 8, 9, 10, 11, 12, 13, 14, 17, 19, 21, 22 mm | | |
| BLOW CASE: W478 x D234 x H100 (mm) | | | |

55PCS Professional Grade
1/2" DR. Flank Socket Set
1/2"



| ITEM NO. | 6PT | Satin | GAAI5502 |
|------------------------------------|---|-------|----------|
| CONTENTS | | | 3 (SET) |
| 17 BAEA1610-1632 | 1/2" Dr. 6PT Flank Sockets 10, 11, 12, 13, 14, 15, 16, 17, 18, 19, 20, 21, 22, 24, 27, 30, 32 mm | | |
| 16 BAE1610-1622 | 1/2" Dr. 6PT Flank Deep Sockets 10, 11, 12, 13, 14, 15, 16, 17, 19, 22 mm | | |
| 7 BCDA1604-1614 | 1/2" Dr. Hex Bit Sockets - 4, 5, 6, 8, 10, 12, 14 mm | | |
| 3 BCAA1608-1612 | 1/2" Dr. Slotted Bit Sockets - 8, 10, 12 mm | | |
| 3 BCAA16P2-16P4 | 1/2" Dr. Phillips Bit Sockets - PH2, PH3, PH4 | | |
| 8 BCBA1620-1655 | 1/2" Dr. Star Tamperproof Bit Sockets T20, T25, T27, T30, T40, T45, T50, T55 | | |
| 1 CJBG1627 | 1/2" Dr. 36 Teeth Reversible Ratchet Handle with Quick Release | | |
| 2 BAAT1616 & 1621 | 1/2" Dr. Magnetic Spark Plug Sockets - 16 & 21 mm | | |
| 2 CAAA1605 & 1610 | 1/2" Dr. Extension Bar - 5" & 10" (L) | | |
| 1 CAHA1678 | 1/2" Dr. Universal Joint | | |
| 1 CAGA1216 | 3/8" (F) x 1/2" (M) Dr. 3-Way Adapter | | |
| BLOW CASE: W478 x D234 x H100 (mm) | | | |

31PCS Professional Grade
1/2" DR. Flank Socket Set
1/2"



| ITEM NO. | 6PT | Mirror | GAAI3103 | Satin | GAAI3104 |
|------------------------------------|---|--------|----------|-------|----------|
| CONTENTS | | | | | 3 (SET) |
| 24 BAEA1608-1632 | 1/2" Dr. 6PT Flank Sockets 8, 9, 10, 11, 12, 13, 14, 15, 16, 17, 18, 19, 20, 21, 22, 23, 24, 25, 26, 27, 28, 29, 30, 32 mm | | | | |
| 2 CAAA1605 & 1610 | 1/2" Dr. Extension Bar - 5" & 10" (L) | | | | |
| 1 CTCK1625 | 1/2" Dr. Sliding T-Handle - 10" (L) | | | | |
| 1 CJBG1627 | 1/2" Dr. 36 Teeth Reversible Ratchet Handle with Quick Release | | | | |
| 1 CAHA1678 | 1/2" Dr. Universal Joint | | | | |
| 2 BAAT1616 & 1621 | 1/2" Dr. Magnetic Spark Plug Sockets - 16 & 21 mm | | | | |
| BLOW CASE: W478 x D234 x H100 (mm) | | | | | |

42PCS Professional Grade
1/2" DR. Flank Socket Wrench Set
1/2"



| ITEM NO. | 6PT | Satin | GCAI4201 |
|------------------------------------|---|-------|----------|
| CONTENTS | | | 3 (SET) |
| 11 AAEX0808-2222 | Hi-Performance Combination Wrench 15" Offset 8, 9, 10, 11, 12, 13, 14, 17, 19, 21, 22 mm | | |
| 24 BAEA1608-1632 | 1/2" Dr. 6PT Flank Sockets 8, 9, 10, 11, 12, 13, 14, 15, 16, 17, 18, 19, 20, 21, 22, 23, 24, 25, 26, 27, 28, 29, 30, 32 mm | | |
| 2 BAAR1616 & 1621 | 1/2" Dr. Spark Plug Sockets - 16 & 21 mm | | |
| 2 CAAA1605 & 1610 | 1/2" Dr. Extension Bar - 5" & 10" (L) | | |
| 1 CTCK1625 | 1/2" Dr. Sliding T-Handle - 10" (L) | | |
| 1 CJBG1627 | 1/2" Dr. 36 Teeth Reversible Ratchet Handle with Quick Release | | |
| 1 CAHA1678 | 1/2" Dr. Universal Joint | | |
| BLOW CASE: W478 x D234 x H100 (mm) | | | |

30PCS Professional Grade
Home Repairs & Maintenance Tool Set



| ITEM NO. | Satin | GAAI3001 |
|------------------------------------|---|----------|
| CONTENTS | | 3 (SET) |
| 8 AAEJ0607-2022 | Double Open End Wrenches 6x7, 8x9, 10x11, 12x13, 14x15, 16x17, 18x19, 20x22 mm | |
| 9 GAAL0910 | Short Type Hex Key Wrench Set 1.5, 2, 2.5, 3, 4, 5, 6, 8, 10 mm | |
| 1 DBAC1209 | High-Leverage Combination Pliers - 9" (L) | |
| 1 DDAA1210 | Groove-Joint Water Pump Pliers - 10" (L) | |
| 1 HAAA0330 | Engineers Hammer (300g) | |
| 1 IAAC1905M | Heavy Duty Metric Measuring Tape - 5M | |
| 1 SCAA2017 | Heavy Duty Utility Knife with Spare Blade - 165 mm(L) | |
| 1 SBAA0414 | Multi-Purpose Electricians Scissors - 138 mm(L) | |
| 3 FBAB0006-0210 | Phillips Anti-Slip Screwdrivers PH0x60, PH1x80, PH2x100 | |
| 4 FAAB0308-6E15 | Slotted Anti-Slip Screwdrivers 3x75, 4x100, 5.5x100, 6.5x150 mm | |
| BLOW CASE: W478 x D234 x H100 (mm) | | |



TOPTUL
PROFESSIONAL SOCKET
WRENCH SET SERIES

24PCS Professional Grade
1/2" DR. Flank Socket Set
1/2"



• CHUG1626 - Ratchet with knurled grip handle

| ITEM NO. | 6PT | Mirror | GCAI2411 | Satin | GCAI2412 |
|-----------------------------------|---|--------|----------|-------|----------|
| | 12PT | Mirror | GCAI2413 | | |
| CONTENTS 4 (SET) | | | | | |
| 1 | BAAE1608-1632 1/2" Dr. 6PT Flank Sockets 8, 10, 11, 12, 13, 14, 15, 16, 17, 18, 19, 21, 22, 23, 24, 27, 30, 32 mm | | | | |
| 2 | CAAA1605 & 1610 1/2" Dr. Extension Bar - 5" & 10" (L) | | | | |
| 1 | CTCK1630 1/2" Dr. Sliding T-Handle - 12" (L) | | | | |
| 1 | CHUG1626 1/2" Dr. 36 Teeth Reversible Ratchet Handle with Quick Release | | | | |
| 1 | CAHA1678 1/2" Dr. Universal Joint | | | | |
| 1 | CFAE1615 1/2" Dr. Swivel Handle - 15" (L) | | | | |
| BLOW CASE: W380 x D275 x H75 (mm) | | | | | |

24PCS Professional Grade
1/2" DR. Flank Socket Set
1/2"



| ITEM NO. | 6PT | Mirror | GCAI2407 | Satin | GCAI2408 |
|-----------------------------------|--|---|----------|-------|----------|
| | 12PT | Satin <td>GCAI2410</td> <td></td> <td></td> | GCAI2410 | | |
| CONTENTS 4 (SET) | | | | | |
| 1 | BAAE1608-1632 1/2" Dr. 6PT Flank Sockets 8, 9, 10, 11, 12, 13, 14, 15, 16, 17, 18, 19, 21, 22, 24, 27, 30, 32 mm | | | | |
| 2 | CAAA1605 & 1610 1/2" Dr. Extension Bar - 5" & 10" (L) | | | | |
| 1 | CAHA1678 1/2" Dr. Universal Joint | | | | |
| 1 | CJBG1627 1/2" Dr. 36 Teeth Reversible Ratchet Handle with Quick Release | | | | |
| 1 | CTCK1625 1/2" Dr. Sliding T-Handle - 10" (L) | | | | |
| 1 | BBAR1626 1/2" Dr. Spark Plug Socket - 13/16" | | | | |
| BLOW CASE: W380 x D275 x H75 (mm) | | | | | |

24PCS Professional Grade
1/2" DR. Flank Socket Set
1/2"



Magnetic Spark Plug Socket

| ITEM NO. | 6PT | Mirror | GCAI2401 | Satin | GCAI2404 |
|-----------------------------------|--|---|----------|-------|----------|
| | 12PT | Satin <td>GCAI2406</td> <td></td> <td></td> | GCAI2406 | | |
| CONTENTS 4 (SET) | | | | | |
| 1 | BAAE1608-1632 1/2" Dr. 6PT Flank Sockets 8, 9, 10, 11, 12, 13, 14, 15, 16, 17, 18, 19, 21, 22, 24, 27, 30, 32 mm | | | | |
| 2 | CAAA1605 & 1610 1/2" Dr. Extension Bar - 5" & 10" (L) | | | | |
| 1 | CAHA1678 1/2" Dr. Universal Joint | | | | |
| 1 | CJBG1627 1/2" Dr. 36 Teeth Reversible Ratchet Handle with Quick Release | | | | |
| 1 | CTCK1625 1/2" Dr. Sliding T-Handle - 10" (L) | | | | |
| 1 | BAAT1621 1/2" Dr. Magnetic Spark Plug Socket - 21 mm | | | | |
| BLOW CASE: W380 x D275 x H75 (mm) | | | | | |

82PCS Professional Grade
1/4" & 1/2" DR. Flank Socket Wrench Set
1/4"
1/2"



| ITEM NO. | 6PT | Satin | GCAI8201 |
|-----------------------------------|---|-------------------------|----------|
| | 12PT | Satin <td>GCAI8202</td> | GCAI8202 |
| CONTENTS 3 (SET) | | | |
| 12 | BAAE0804-0813 1/4" Dr. 6PT Flank Sockets 4, 4.5, 5, 5.5, 6, 7, 8, 9, 10, 11, 12, 13 mm | | |
| 3 | BCCA0804-086E 1/4" Dr. Slotted Bit Sockets 4, 5.5, 6.5 mm | | |
| 2 | BCAA08P1 & 08P2 1/4" Dr. Phillips Bit Sockets PH1 & PH2 | | |
| 2 | BCBA08P1 & 08P2 1/4" Dr. Pozi Bit Sockets PZ1 & PZ2 | | |
| 4 | BCDA0803-0806 1/4" Dr. Hex Bit Sockets 3, 4, 5, 6 mm | | |
| 7 | BCFA0808-0830 1/4" Dr. Star Bit Sockets T8, T10, T15, T20, T25, T27, T30 | | |
| 2 | CAAA0802 & 0804 1/4" Dr. Extension Bar - 2" & 4" (L) | | |
| 1 | CASA0806 1/4" Dr. Flexible Extension Bar - 6" (L) | | |
| 1 | CTCK0811 1/4" Dr. Sliding T-Handle | | |
| 1 | CAIP0816 1/4" Dr. Spinner Handle | | |
| 2 | FSBA1003 & 1004 5/16" Hex Shank Phillips Insert Bits PH3 & PH4 | | |
| 2 | FSCA1003 & 1004 5/16" Hex Shank Pozi Insert Bits PZ3 & PZ4 | | |
| 3 | FSA1008-1012 5/16" Hex Shank Slotted Insert Bits 8, 10, 12 mm | | |
| 4 | FSDA1008-1014 5/16" Hex Shank Hexagon Insert Bits 8, 10, 12, 14 mm | | |
| 5 | FSEA1040-1060 5/16" Hex Shank Star Insert Bits T40, T45, T50, T55, T60 | | |
| 12 | BAAE1614-1632 1/2" Dr. 6PT Flank Sockets 14, 15, 16, 17, 18, 19, 20, 22, 24, 27, 30, 32 mm | | |
| 2 | CAAA1605 & 1610 1/2" Dr. Extension Bar - 5" & 10" (L) | | |
| 2 | BAAR1616 & 1621 1/2" Dr. Spark Plug Sockets - 16 & 21 mm | | |
| 2 | CJBG0815 & 1627 1/4" & 1/2" Dr. 36 Teeth Reversible Ratchet Handle with Quick Release | | |
| 2 | CAHA0840 & 1678 1/4" & 1/2" Dr. Universal Joint | | |
| 1 | FTAB1610 1/2" Dr. x 5/16" (H) Quick Change Bit Holder | | |
| 1 | CAGA1216 3/8" (F) x 1/2" (M) Dr. 3-Way Adapter | | |
| 1 | AAEX0808-2222 Hi-Performance Combination Wrench 15" Offset 8, 10, 11, 12, 13, 14, 17, 19, 22 mm | | |
| BLOW CASE: W375 x D282 x H75 (mm) | | | |

94PCS Professional Grade
1/4" & 1/2" DR. Flank Socket Set
1/4"
1/2"



| ITEM NO. | 6PT | Satin | GCAI094R |
|-----------------------------------|--|--------------------------|-----------|
| | 12PT | Satin <th>GCAI094R1</th> | GCAI094R1 |
| CONTENTS 3 (SET) | | | |
| 13 | BAAE0804-0814 1/4" Dr. 6PT Flank Sockets 4, 4.5, 5, 5.5, 6, 7, 8, 9, 10, 11, 12, 13, 14 mm | | |
| 8 | BAEE0806-0813 1/4" Dr. 6PT Flank Deep Sockets 6, 7, 8, 9, 10, 11, 12, 13 mm | | |
| 4 | BCDA0803-0806 1/4" Dr. Hex Bit Sockets - 3, 4, 5, 6 mm | | |
| 8 | BCFA0808-0830 1/4" Dr. Star Bit Sockets T8, T10, T15, T20, T25, T30 | | |
| 3 | BCCA0804-086E 1/4" Dr. Slotted Bit Sockets - 4, 5.5, 6.5 mm | | |
| 2 | BCAA08P1 & 08P2 1/4" Dr. Phillips Bit Sockets - PH1 & PH2 | | |
| 2 | BCBA08P1 & 08P2 1/4" Dr. Pozi Bit Sockets - PZ1 & PZ2 | | |
| 18 | BAAE1610-1632 1/2" Dr. 6PT Flank Sockets 10, 11, 12, 13, 14, 15, 16, 17, 18, 19, 20, 21, 22, 23, 24, 27, 30, 32 mm | | |
| 5 | BAEE1614-1622 1/2" Dr. 6PT Flank Deep Sockets 14, 15, 17, 19, 22 mm | | |
| 2 | BAAR1616 & 1621 1/2" Dr. Spark Plug Sockets 16 & 21 mm | | |
| 4 | FSDA1008-1014 5/16" Hex Shank Hexagon Insert Bits 8, 10, 12, 14 mm | | |
| 4 | FSEA1040-1055 5/16" Hex Shank Star Insert Bits T40, T45, T50, T55 | | |
| 3 | FSA1008-1012 5/16" Hex Shank Slotted Insert Bits 8, 10, 12 mm | | |
| 2 | FSBA1003 & 1004 5/16" Hex Shank Phillips Insert Bits PH3 & PH4 | | |
| 2 | FSCA1003 & 1004 5/16" Hex Shank Pozi Insert Bits PZ3 & PZ4 | | |
| 2 | CJBG0815 & 1627 1/4" & 1/2" Dr. 36 Teeth Reversible Ratchet Handle with Quick Release | | |
| 2 | CAHA0840 & 1678 1/4" & 1/2" Dr. Universal Joint | | |
| 2 | CAAA1605 & 1610 1/2" Dr. Extension Bar - 5" & 10" (L) | | |
| 1 | CAIA0815 1/4" Dr. Spinner Handle | | |
| 1 | CTCK0811 1/4" Dr. Sliding T-Handle | | |
| 1 | CASA0806 1/4" Dr. Flexible Extension Bar - 6" (L) | | |
| 1 | FTAB1610 1/2" Dr. x 5/16" (H) Quick Change Bit Holder | | |
| 2 | CAAA1605 & 1610 1/2" Dr. Extension Bar - 5" & 10" (L) | | |
| 1 | CAGA1216 3/8" (F) x 1/2" (M) Dr. 3-Way Adapter | | |
| 2 | AGAS1E05-2E06 Short Type Hex Key Wrenches 1.5, 2, 2.5 mm | | |
| BLOW CASE: W375 x D282 x H87 (mm) | | | |

108PCS Professional Grade
1/4" & 1/2" DR. Flank Socket Set
1/4"
1/2"



| ITEM NO. | 6PT | Satin | GCAI108R |
|-----------------------------------|--|--------------------------|-----------|
| | 12PT | Satin <th>GCAI108R1</th> | GCAI108R1 |
| CONTENTS 3 (SET) | | | |
| 13 | BAAE0804-0814 1/4" Dr. 6PT Flank Sockets 4, 4.5, 5, 5.5, 6, 7, 8, 9, 10, 11, 12, 13, 14 mm | | |
| 8 | BAEE0806-0813 1/4" Dr. 6PT Flank Deep Sockets 6, 7, 8, 9, 10, 11, 12, 13 mm | | |
| 5 | BAED0804-0808 1/4" Dr. Star Sockets - E4, E5, E6, E7, E8 | | |
| 4 | BCDA0803-0806 1/4" Dr. Hex Bit Sockets - 3, 4, 5, 6 mm | | |
| 7 | BCFA0808-0830 1/4" Dr. Star Bit Sockets T8, T10, T15, T20, T25, T27, T30 | | |
| 3 | BCCA0804-086E 1/4" Dr. Slotted Bit Sockets - 4, 5.5, 6.5 mm | | |
| 2 | BCAA08P1 & 08P2 1/4" Dr. Phillips Bit Sockets - PH1 & PH2 | | |
| 2 | BCBA08P1 & 08P2 1/4" Dr. Pozi Bit Sockets - PZ1 & PZ2 | | |
| 1 | CJBG0815 1/4" Dr. 36 Teeth Reversible Ratchet Handle with Quick Release | | |
| 2 | CAAA0802 & 0804 1/4" Dr. Extension Bar - 2" & 4" | | |
| 1 | CTCK0811 1/4" Dr. Sliding T-Handle | | |
| 1 | CAHA0840 1/4" Dr. Universal Joint | | |
| 1 | CAIA0815 1/4" Dr. Spinner Handle | | |
| 3 | AGAS1E05-2E06 Short Type Hex Key Wrenches - 1.5, 2, 2.5 mm | | |
| 17 | BAAE1610-1632 1/2" Dr. 6PT Flank Sockets 10, 11, 12, 13, 14, 15, 16, 17, 18, 19, 20, 21, 22, 24, 27, 30, 32 mm | | |
| 5 | BAEE1614-1622 1/2" Dr. 6PT Flank Deep Sockets 14, 15, 17, 19, 22 mm | | |
| 8 | BAED1610-1624 1/2" Dr. Star Sockets E10, E11, E12, E14, E16, E18, E20, E24 | | |
| 5 | FSDA1007-1014 5/16" Hex Shank Hexagon Insert Bits 7, 8, 10, 12, 14 mm | | |
| 5 | FSEA1040-1060 5/16" Hex Shank Star Insert Bits T40, T45, T50, T55, T60 | | |
| 3 | FSA1008-1012 5/16" Hex Shank Slotted Insert Bits 8, 10, 12 mm | | |
| 2 | FSBA1003 & 1004 5/16" Hex Shank Phillips Insert Bits PH3 & PH4 | | |
| 2 | FSCA1003 & 1004 5/16" Hex Shank Pozi Insert Bits PZ3 & PZ4 | | |
| 2 | CJBG1627 1/2" Dr. 36 Teeth Reversible Ratchet Handle with Quick Release | | |
| 2 | CAAA1605 & 1610 1/2" Dr. Extension Bar - 5" & 10" | | |
| 1 | CAHA1678 1/2" Dr. Universal Joint | | |
| 2 | BAAR1616 & 1621 1/2" Dr. Spark Plug Sockets - 16 & 21 mm | | |
| 1 | FTAB1610 1/2" Dr. x 5/16" (H) Quick Change Bit Holder | | |
| 1 | CAGA1216 3/8" (F) x 1/2" (M) Dr. 3-Way Adapter | | |
| BLOW CASE: W375 x D282 x H87 (mm) | | | |

97PCS Professional Grade

1/4" & 1/2" DR. Tool Kit



1/4"
1/2"

97PCS

| ITEM NO. | 6PT | Satin | GCAI9701 |
|-----------------|-----|-------|----------|
| CONTENTS | | | 2 (SET) |

- 12 BAEA0804-0813
1/4" Dr. 6PT Flank Sockets
4, 4.5, 5, 5.5, 6, 7, 8, 9, 10, 11, 12, 13 mm
- 10 BAEE0804-0813
1/4" Dr. 6PT Flank Deep Sockets
4, 5, 6, 7, 8, 9, 10, 11, 12, 13 mm
- 1 CAHA0840
1/4" Dr. Universal Joint
- 1 CAAA0803
1/4" Dr. Extension Bar - 3" (L)
- 1 CASA0806
1/4" Dr. Flexible Extension Bar - 6" (L)
- 1 CTCK0811
1/4" Dr. Sliding T-Handle
- 1 CFAC0806
1/4" Dr. Swivel Handle - 6" (L)
- 1 FTAB0808
1/4" Dr. x 1/4" (H) Quick Change Bit Holder
- 7 GAAV0702
1/4" Hex Shank Star Insert Bits
FSEA0810-0840 - T10, T15, T20, T25, T27, T30, T40
- 7 GAAV0704
1/4" Hex Shank Slotted Insert Bits
FSA0804-086E - 4, 5.5, 6.5 mm
- 1/4" Hex Shank Phillips Insert Bits
FSBA0801 & 0802 - PH1 & PH2
- 1/4" Hex Shank Pozzi Insert Bits
FSCA0801 & 0802 - PZ1 & PZ2
- 1 CAIP0816
1/4" Dr. Spinner Handle
- 1 CJBG0815
1/4" Dr. 36 Teeth Reversible Ratchet Handle
with Quick Release
- 18 BAEA1610-1632
1/2" Dr. 6PT Flank Sockets
10, 11, 12, 13, 14, 15, 16, 17, 18, 19, 20, 21, 22, 23, 24, 27, 30, 32 mm

- | ITEM NO. | 6PT | Satin | GCAI9701 |
|--|-----|-------|----------|
| CONTENTS | | | 2 (SET) |
| 10 BAEE1610-1624 1/2" Dr. 6PT Flank Deep Sockets 10, 12, 13, 14, 16, 17, 19, 21, 22, 24 mm | | | |
| 1 CAHA1678 1/2" Dr. Universal Joint | | | |
| 2 BAAR1616 & 1621 1/2" Dr. Spark Plug Sockets - 16 & 21 mm | | | |
| 2 CAAA1605 & 1610 1/2" Dr. Extension Bar - 5" & 10" (L) | | | |
| 1 CTCK1625 1/2" Dr. Sliding T-Handle | | | |
| 1 CFAC1615 1/2" Dr. Swivel Handle - 15" (L) | | | |
| 1 CJBG1627 1/2" Dr. 36 Teeth Reversible Ratchet Handle with Quick Release | | | |
| 9 GAAL0910 Short Type Hex Key Wrench Set 1.5, 2, 2.5, 3, 4, 5, 6, 8, 10 mm | | | |
| 1 FBBB0203 Stubby Phillips Anti-Slip Screwdriver - PH2x25 | | | |
| 2 FBAB0210 & 0315 Phillips Anti-Slip Screwdrivers PH2x100 & PH3x150 | | | |
| 1 FABB6E03 Stubby Slotted Anti-Slip Screwdriver - 6.5x25 | | | |
| 1 FAAB5E10 Slotted Anti-Slip Screwdriver - 5.5x100 | | | |
| 1 DEBB2206 Diagonal Cutting Pliers - 6" (L) | | | |
| 1 DBBB2207 Combination Pliers - 7" (L) | | | |
| 1 AMAC2420 Adjustable Wrench - 8" (L) | | | |

BLOW CASE: W483 x D346 x H91 (mm)

80PCS Professional Grade

1/4" & 1/2" DR. Tool Kit

1/4"
1/2"



| ITEM NO. | 6PT | Satin | GCAI8002 |
|-----------------|-----|-------|----------|
| CONTENTS | | | 2 (SET) |

- 9 AAEW0808-1919
Super-Torque Combination Wrench 15" Offset
8, 10, 12, 13, 14, 15, 17, 18, 19 mm
- 10 BAEA0804-0813
1/4" Dr. 6PT Flank Sockets
4, 5, 6, 7, 8, 9, 10, 11, 12, 13 mm
- 3 BAEE0808-0812
1/4" Dr. 6PT Flank Deep Sockets - 8, 10, 12 mm
- 11 BAEA1614-1632
1/2" Dr. 6PT Flank Sockets
14, 15, 17, 18, 19, 21, 22, 24, 27, 30, 32 mm
- 3 BAEE1614-1619
1/2" Dr. 6PT Flank Deep Sockets - 14, 17, 19 mm
- 2 BAAR1616 & 1621
1/2" Dr. Spark Plug Sockets - 16 & 21 mm
- 1 CAAA0804
1/4" Dr. Extension Bar - 4" (L)
- 2 CAAA1605 & 1610
1/2" Dr. Extension Bar - 5" & 10" (L)
- 1 CTCK0811
1/4" Dr. Sliding T-Handle
- 1 CTCK1625
1/2" Dr. Sliding T-Handle
- 2 CAHA0840 & 1678
1/4" & 1/2" Dr. Universal Joint
- 1 CAIA0815
1/4" Dr. Spinner Handle
- 1 CASA0806
1/4" Dr. Flexible Extension Bar - 6" (L)
- 2 CJBG0815 & 1627
1/4" & 1/2" Dr. 36 Teeth Reversible Ratchet Handle
with Quick Release
- 1 DDBA2210
Box-Joint Water Pump Pliers - 10" (L)
- 1 DFBB2208
Long Nose Pliers - 8" (L)
- 1 DBBB2207
Combination Pliers - 7" (L)
- 1 FTAB0808
1/4" Dr. x 1/4" (H) Quick Change Bit Holder
- 3 FBFAF0108-0315
Pro Plus Series Phillips Anti-Slip Screwdrivers
PH1x80, PH2x100, PH3x150
- 2 FAAF5E10 & 6E10
Slotted Anti-Slip Screwdrivers - 5.5x100 & 6.5x100
- 7 GAAV0704
1/4" Hex Shank Slotted Insert Bits
FSA0804-086E - 4, 5.5, 6.5 mm
- 1/4" Hex Shank Phillips Insert Bits
FSBA0801 & 0802 - PH1 & PH2
- 1/4" Hex Shank Pozzi Insert Bits
FSCA0801 & 0802 - PZ1 & PZ2
- 7 GAAV0702
1/4" Hex Shank Star Insert Bits
FSEA0810-0840 - T10, T15, T20, T25, T27, T30, T40
- 1 DEBB2206
Diagonal Cutting Pliers - 6" (L)
- 1 DBBB2207
Combination Pliers - 7" (L)
- 1 AMAC2420
Adjustable Wrench - 8" (L)
- 1 HAAA0330
Engineers Hammer (300g)

BLOW CASE: W483 x D346 x H91 (mm)

96PCS

1/4" & 1/2" DR. Tool Kit

1/4"
1/2"



| ITEM NO. | 6PT | Satin | GCAI9601 |
|-----------------|-----|-------|----------|
| CONTENTS | | | 2 (SET) |

- 13 BAEA0804-0814
1/4" Dr. 6PT Flank Sockets
4, 4.5, 5, 5.5, 6, 7, 8, 9, 10, 11, 12, 13, 14 mm
- 3 BAEE0808-0812
1/4" Dr. 6PT Flank Deep Sockets - 8, 10, 12 mm
- 12 BAEE1615-1632
1/2" Dr. 6PT Flank Sockets
15, 16, 17, 18, 19, 20, 21, 22, 23, 24, 27, 32 mm
- 3 BAEE1614-1619
1/2" Dr. 6PT Flank Deep Sockets - 14, 17, 19 mm
- 1 CAAA0804
1/4" Dr. Extension Bar - 4" (L)
- 1 CTCK0811
1/4" Dr. Sliding T-Handle
- 1 CJBG0815
1/4" Dr. 36 Teeth Reversible Ratchet Handle
with Quick Release
- 1 FTAB0808
1/4" Dr. x 1/4" (H) Quick Change Bit Holder
- 1 CAIP0816
1/4" Dr. Spinner Handle
- 10 FSDA0802-0812
1/4" Hex Shank Hexagon Insert Bits
2, 2.5, 3, 4, 5, 6, 7, 8, 10, 12 mm
- 10 FSEA0808-0850
1/4" Hex Shank Star Insert Bits
T8, T10, T15, T20, T25, T27, T30, T40, T45, T50
- 20 BAEA1608-1632
1/2" Dr. 6PT Flank Sockets
8, 9, 10, 11, 12, 13, 14, 15, 16, 17, 18, 19, 20, 21, 22, 23, 24, 27, 30, 32 mm
- 6 BAED1611-1620
1/2" Dr. Star Sockets
E11, E12, E14, E16, E18, E20
- 2 BAAR1616 & 1621
1/2" Dr. Spark Plug Sockets - 16 & 21 mm
- 2 CAAA1605 & 1610
1/2" Dr. Extension Bar - 5" & 10" (L)
- 1 CAHA1678
1/2" Dr. Universal Joint
- 1 CTCK1625
1/2" Dr. Sliding T-Handle
- 1 CJBG1627
1/2" Dr. 36 Teeth Reversible Ratchet Handle
with Quick Release
- 11 AAEW0808-1919
Hi-Performance Combination Wrench 15" Offset
8, 10, 11, 12, 13, 14, 15, 16, 17, 18, 19 mm
- 4 AEEA0810-1719
Flare Nut Wrenches
8x10, 11x13, 12x14, 17x19 mm
- 1 AMAC2420
Adjustable Wrench - 8" (L)
- 1 DBBB2207
Combination Pliers - 7" (L)
- 2 FBAB0108 & 0210
Phillips Anti-Slip Screwdrivers
PH1x80 & PH2x100
- 2 FAAB5E10 & 6E15
Slotted Anti-Slip Screwdrivers
5.5x100 & 6.5x150

BLOW CASE: W483 x D346 x H91 (mm)

106PCS Professional Grade

1/4" & 1/2" DR. Flank Socket Wrench Set

1/4"
1/2"



| ITEM NO. | 6PT | Satin | GCAI106B |
|-----------------|-----|-------|----------|
| CONTENTS | | | 2 (SET) |

- 13 BAEA0804-0814
1/4" Dr. 6PT Flank Sockets
4, 4.5, 5, 5.5, 6, 7, 8, 9, 10, 11, 12, 13, 14 mm
- 3 BAEE0808-0812
1/4" Dr. 6PT Flank Deep Sockets - 8, 10, 12 mm
- 12 BAEE1615-1632
1/2" Dr. 6PT Flank Sockets
15, 16, 17, 18, 19, 20, 21, 22, 23, 24, 27, 32 mm
- 3 BAEE1614-1619
1/2" Dr. 6PT Flank Deep Sockets - 14, 17, 19 mm
- 1 CAAA0804
1/4" Dr. Extension Bar - 4" (L)
- 2 CAAA1605 & 1610
1/2" Dr. Extension Bar - 5" & 10" (L)
- 1 CTCK0811
1/4" Dr. Sliding T-Handle
- 1 CTCK1625
1/2" Dr. Sliding T-Handle
- 2 CAHA0840 & 1678
1/4" & 1/2" Dr. Universal Joint
- 2 BAAR1616 & 1621
1/2" Dr. Spark Plug Sockets - 16 & 21 mm
- 2 CJBG0815 & 1627
1/4" & 1/2" Dr. 36 Teeth Reversible Ratchet Handle
with Quick Release
- 1 CAIA0815
1/4" Dr. Spinner Handle
- 1 FTAB0824
1/4" (H) Magnetic Bit Holder with Handle
- 2 FTAB0808 & 1610
1/4" Dr. x 1/4" (H) & 1/2" Dr. x 5/16" (H)
Quick Change Bit Holder
- 3 FSAA1008-1012
5/16" Hex Shank Slotted Insert Bits
8, 10, 12 mm
- 2 FSBA1003 & 1004
5/16" Hex Shank Phillips Insert Bits
PH3 & PH4
- 2 FSCA1003 & 1004
5/16" Hex Shank Pozzi Insert Bits
PZ3 & PZ4
- 3 FSEA1045-1055
5/16" Hex Shank Star Insert Bits
T45, T50, T55
- 4 FSDA1008-1014
5/16" Hex Shank Hexagon Insert Bits
8, 10, 12, 14 mm
- 31 GAAW3101 - 31PCS Screwdriver Bit Set
FSBA: PH0, PH1x2pcs, PH2x2pcs, PH3
FSCA: PZ0, PZ1x2pcs, PZ2x2pcs, PZ3
FSAA: 4x0.5, 5.5x1, 6.5x1.2
FSDA: 3, 4, 5, 6 mm
FSEA: T6, T7, T8, T9, T10, T15, T20, T25, T27, T30, T40
1/4" Dr. x 1/4" (H) Magnetic Power Bit Holder
- 11 AAEW0608-2222
Super-Torque Combination Wrench 15" Offset
6, 7, 8, 9, 10, 11, 12, 13, 14, 15, 16, 17, 18, 19, 22 mm

BLOW CASE: W483 x D346 x H91 (mm)

130PCS Professional Grade

1/4", 3/8" & 1/2" DR. Flank Socket Wrench Set (METRIC & SAE)

1/4"
3/8"
1/2"



| ITEM NO. | 6PT | Satin | GCAI130B |
|-----------------|-----|-------|----------|
| CONTENTS | | | 2 (SET) |


- 6 BAED0804-0810
1/4" Dr. Star Sockets - E4, E5, E6, E7, E8, E10
- 4 BAEE0808-0812
1/4" Dr. 6PT Flank Deep Sockets - 8, 9, 10, 12 mm
- 11 BAEA0804-0812
1/4" Dr. 6PT Flank Sockets
4, 4.5, 5, 5.5, 6, 7, 8, 9, 10, 11, 12 mm
- 7 BBEA0805-0811
1/4" Dr. 6PT Flank Sockets
5/32", 3/16", 7/32", 1/4", 9/32", 5/16", 11/32"
- 6 BAED1211-1220
3/8" Dr. Star Sockets - E11, E12, E14, E16, E18, E20
- 4 BAEE1213-1217
3/8" Dr. 6PT Flank Deep Sockets - 13, 14, 15, 17 mm
- 7 BAEA1213-1219
3/8" Dr. 6PT Flank Sockets
13, 14, 15, 16, 17, 18, 19 mm
- 6 BBEA1212-1228
3/8" Dr. 6PT Flank Sockets
3/8", 7/16", 1/2", 9/16", 5/8", 11/16", 3/4", 13/16", 7/8"
- 7 BAEA1620-1632
1/2" Dr. 6PT Flank Sockets
20, 21, 22, 24, 27, 30, 32 mm
- 4 BBEA1630-1640
1/2" Dr. 6PT Flank Sockets - 15/16", 1", 1-1/16", 1-1/4"
- 4 BCFA1645-1660
1/2" Dr. Star Bit Sockets - T45, T50, T55, T60
- 5 BCFA1220-1240
3/8" Dr. Star Bit Sockets - T20, T25, T27, T30, T40
- 2 BCDA1208 & 1210
3/8" Dr. Hex Bit Sockets - 8 & 10 mm
- 3 BCCA125E-1208
3/8" Dr. Slotted Bit Sockets - 5.5, 6.5, 8 mm
- 3 BCBA12P2-12P4
3/8" Dr. Phillips Bit Sockets - PH2, PH3, PH4
- 7 GAAV0703
1/4" Hex Shank Star Tamperproof Insert Bits
FSGA0810-0840 - T10, T15, T20, T25, T27, T30, T40
- 7 GAAV0702
1/4" Hex Shank Star Insert Bits
FSEA0810-0840 - T10, T15, T20, T25, T27, T30, T40
- 7 GAAV0701
1/4" Hex Shank Hexagon Insert Bits
FSDA0802-0808 - 2, 2.5, 3, 4, 5, 6, 8 mm
- 3 CAHA0840-1678
1/4", 3/8" & 1/2" Dr. Universal Joint
- 3 CJBG0815-1627
1/4", 3/8" & 1/2" Dr. 36 Teeth Reversible Ratchet
Handle with Quick Release
- 1 FTAB0808
1/4" Dr. x 1/4" (H) Quick Change Bit Holder
- 1 CAAA0802
1/4" Dr. Extension Bar - 2" (L)
- 1 CAIP0816
1/4" Dr. Spinner Handle
- 2 CAAA1203 & 1206
3/8" Dr. Extension Bar - 3" & 6" (L)
- 2 BAAR1616 & 1621
1/2" Dr. Spark Plug Sockets - 16 & 21 mm
- 2 CAAA1605 & 1610
1/2" Dr. Extension Bar - 5" & 10" (L)
- 12 AAEW0808-2222
Super-Torque Combination Wrench 15" Offset
8, 9, 10, 11, 12, 13, 14, 17, 18, 19, 21, 22 mm

BLOW CASE: W483 x D346 x H91 (mm)

151 PCS

1/4", 3/8" & 1/2" DR. Flank Socket Set

- 1/4"
- 3/8"
- 1/2"



BLOW CASE:
W483 x D346 x H91 (mm)

| ITEM NO. | 6PT | Satin | GCAI151R | |
|---|-----------------|-------|----------|---------|
| CONTENTS | | | | |
| 13 | BAEA0804-0814 | | | 2 (SET) |
| 1/4" Dr. 6PT Flank Sockets | | | | |
| 4, 4.5, 5, 5.5, 6, 7, 8, 9, 10, 11, 12, 13, 14 mm | | | | |
| 10 | BAEA1210-1219 | | | |
| 3/8" Dr. 6PT Flank Sockets | | | | |
| 10, 11, 12, 13, 14, 15, 16, 17, 18, 19, mm | | | | |
| 17 | BAEA1610-1632 | | | |
| 1/2" Dr. 6PT Flank Sockets | | | | |
| 10, 11, 12, 13, 14, 15, 16, 17, 18, 19, 20, 21, 22, 24, 27, 30, 32 mm | | | | |
| 7 | BAEE0804-0810 | | | |
| 1/4" Dr. 6PT Flank Deep Sockets | | | | |
| 4, 5, 6, 7, 8, 9, 10 mm | | | | |
| 6 | BAEE1210-1215 | | | |
| 3/8" Dr. 6PT Flank Deep Sockets | | | | |
| 10, 11, 12, 13, 14, 15 mm | | | | |
| 5 | BAEE1616-1622 | | | |
| 1/2" Dr. 6PT Flank Deep Sockets | | | | |
| 16, 17, 18, 19, 22 mm | | | | |
| 5 | BAED0804-0808 | | | |
| 1/4" Dr. Star Sockets | | | | |
| E4, E5, E6, E7, E8 | | | | |
| 6 | BAED1210-1218 | | | |
| 3/8" Dr. Star Sockets | | | | |
| E10, E11, E12, E14, E16, E18 | | | | |
| 2 | BAED1620 & 1624 | | | |
| 1/2" Dr. Star Sockets - E20 & E24 | | | | |
| 4 | BCCA0804-0807 | | | |
| 1/4" Dr. Slotted Bit Sockets | | | | |
| 4, 5.5, 6.5, 7 mm | | | | |
| 3 | BCAA08P0-08P2 | | | |
| 1/4" Dr. Phillips Bit Sockets | | | | |
| PH0, PH1, PH2 | | | | |
| 3 | BCBA08P0-08P2 | | | |
| 1/4" Dr. Pozzi Bit Sockets | | | | |
| PZ0, PZ1, PZ2 | | | | |
| 6 | BCFA0808-0830 | | | |
| 1/4" Dr. Star Bit Sockets | | | | |
| T8, T9, T10, T15, T20, T25, T27, T30 | | | | |
| 4 | BCDA0803-0806 | | | |
| 1/4" Dr. Hex Bit Sockets | | | | |
| 3, 4, 5, 6 mm | | | | |
| 6 | BCLA0808-0830 | | | |
| 1/4" Dr. Star Tamperproof Bit Sockets | | | | |
| T8, T9, T10, T15, T20, T25, T27, T30 | | | | |

| CONTENTS | |
|---|-----------------|
| 1 | BAAR1218 |
| 3/8" Dr. Spark Plug Socket - 18 mm | |
| 2 | BAAR1616 & 1621 |
| 1/2" Dr. Spark Plug Sockets - 16 & 21 mm | |
| 1 | FTAB1210 |
| 3/8" Dr. x 5/16" (H) Quick Change Bit Holder | |
| 1 | FTAB1610 |
| 1/2" Dr. x 5/16" (H) Quick Change Bit Holder | |
| 3 | FSAA1008-1012 |
| 5/16" Hex Shank Slotted Insert Bits | |
| 8, 10, 12 mm | |
| 2 | FSBA1003 & 1004 |
| 5/16" Hex Shank Phillips Insert Bits - PH3 & PH4 | |
| 2 | FSCA1003 & 1004 |
| 5/16" Hex Shank Pozzi Insert Bits - PZ3 & PZ4 | |
| 6 | FSEA1040-1070 |
| 5/16" Hex Shank Star Insert Bits | |
| T40, T45, T50, T55, T60, T70 | |
| 5 | FSDA1007-1014 |
| 5/16" Hex Shank Hexagon Insert Bits | |
| 7, 8, 10, 12, 14 mm | |
| 6 | FSGA1040-1070 |
| 5/16" Hex Shank Star Tamperproof Insert Bits | |
| T40, T45, T50, T55, T60, T70 | |
| 3 | CJRM0815-1626 |
| 1/4", 3/8" & 1/2" Dr. 72 Teeth Reversible Ratchet Handle with Quick Release | |
| 3 | CAHA0840-1678 |
| 1/4", 3/8" & 1/2" Dr. Universal Joint | |
| 1 | CTCK0811 |
| 1/4" Dr. Sliding T-Handle | |
| 1 | CAIA0815 |
| 1/4" Dr. Spinner Handle | |
| 2 | CAAA0802 & 0804 |
| 1/4" Dr. Extension Bar - 2" & 4" (L) | |
| 1 | CAAA1206 |
| 3/8" Dr. Extension Bar - 6" (L) | |
| 2 | CAAA1605 & 1610 |
| 1/2" Dr. Extension Bar - 5" & 10" (L) | |
| 1 | CAGA1216 |
| 3/8" (F) x 1/2" (M) Dr. 3-Way Adapter | |
| 7 | AGAS1C04-0509 |
| Short Type Hex Key Wrenches | |
| 1.27, 1.5, 2, 2.5, 3, 4, 5 mm | |

BLOW CASE: W483 x D346 x H91 (mm)

150 PCS

1/4" & 1/2" DR. Tool Kit

- 1/4"
- 1/2"



Professional quality meets or exceeds both ANSI & DIN standards



Rugged blow molded case for perfect tool protection and storage

BLOW CASE:
W560 x D412 x H120 (mm)

DIN ANSI CR-V S2

| ITEM NO. | 6PT | Satin | GCAI150R | |
|---|-----------------|-------|----------|---------|
| CONTENTS | | | | |
| 13 | BAEA0804-0813 | | | 2 (SET) |
| 1/4" Dr. 6PT Flank Sockets - 4, 4.5, 5, 5.5, 6, 7, 8, 9, 10, 11, 12, 13 mm | | | | |
| 6 | BAEE0806-0813 | | | |
| 1/4" Dr. 6PT Flank Deep Sockets - 6, 7, 8, 9, 10, 11, 12, 13 mm | | | | |
| 5 | BAED0804-0808 | | | |
| 1/4" Dr. Star Sockets - E4, E5, E6, E7, E8 | | | | |
| 2 | CAAA0802 & 0804 | | | |
| 1/4" Dr. Extension Bar - 2" & 4" (L) | | | | |
| 1 | CASA0806 | | | |
| 1/4" Dr. Flexible Extension Bar - 6" (L) | | | | |
| 1 | CTCK0811 | | | |
| 1/4" Dr. Sliding T-Handle | | | | |
| 1 | CAHA0840 | | | |
| 1/4" Dr. Universal Joint | | | | |
| 1 | FTAB0808 | | | |
| 1/4" Dr. x 1/4" (H) Quick Change Bit Holder | | | | |
| 7 | GAAV0704 | | | |
| 1/4" Hex Shank Slotted Insert Bits | | | | |
| FSAA0804-0806 - 4, 5.5, 6.5 mm | | | | |
| 1/4" Hex Shank Phillips Insert Bits | | | | |
| FSBA0801 & 0802 - PH1 & PH2 | | | | |
| 1/4" Hex Shank Pozzi Insert Bits | | | | |
| FSCA0801 & 0802 - PZ1 & PZ2 | | | | |
| 7 | GAAV0701 | | | |
| 1/4" Hex Shank Hexagon Insert Bits | | | | |
| FSDA0802-0808 - 2, 2.5, 3, 4, 5, 6, 8 mm | | | | |
| 7 | GAAV0702 | | | |
| 1/4" Hex Shank Star Insert Bits | | | | |
| FSEA0810-0840 - T10, T15, T20, T25, T27, T30, T40 | | | | |
| 7 | GAAV0703 | | | |
| 1/4" Hex Shank Star Tamperproof Insert Bits | | | | |
| FSGA0810-0840 - T10, T15, T20, T25, T27, T30, T40 | | | | |
| 1 | CAIP0816 | | | |
| 1/4" Dr. Spinner Handle | | | | |
| 1 | CJBG0815 | | | |
| 1/4" Dr. 36 Teeth Reversible Ratchet Handle with Quick Release | | | | |
| 20 | BAEA1608-1632 | | | |
| 1/2" Dr. 6PT Flank Sockets | | | | |
| 8, 9, 10, 11, 12, 13, 14, 15, 16, 17, 18, 19, 20, 21, 22, 23, 24, 27, 30, 32 mm | | | | |
| 5 | BAEE1614-1622 | | | |
| 1/2" Dr. 6PT Flank Deep Sockets - 14, 15, 17, 19, 22 mm | | | | |
| 6 | BAED1610-1620 | | | |
| 1/2" Dr. Star Sockets - E10, E12, E14, E16, E18, E20 | | | | |
| 2 | CAAA1605 & 1610 | | | |
| 1/2" Dr. Extension Bar - 5" & 10" (L) | | | | |
| 1 | CAGA1216 | | | |
| 3/8" (F) x 1/2" (M) Dr. 3-Way Adapter | | | | |

| CONTENTS | |
|--|-----------------|
| 1 | CAHA1678 |
| 1/2" Dr. Universal Joint | |
| 2 | BAAR1616 & 1621 |
| 1/2" Dr. Spark Plug Sockets - 16 & 21mm | |
| 1 | FTAB1610 |
| 1/2" Dr. x 5/16" (H) Quick Change Bit Holder | |
| 1 | FSBA1003 |
| 5/16" Hex Shank Phillips Insert Bits - PH3 | |
| 2 | FSDA1012 & 1014 |
| 5/16" Hex Shank Hexagon Insert Bits - 12 & 14 mm | |
| 2 | FSEA1045 & 1050 |
| 5/16" Hex Shank Star Insert Bits - T45 & T50 | |
| 1 | CFAE1615 |
| 1/2" Dr. Swivel Handle - 15" (L) | |
| 1 | AFAN1610 |
| 1/2" Dr. L-Handle (90° Offset) - 10" (L) | |
| 1 | CJBG1627 |
| 1/2" Dr. 36 Teeth Reversible Ratchet Handle with Quick Release | |
| 17 | AAEX0606-2424 |
| Hi-Performance Combination Wrench 15" Offset | |
| 6, 7, 8, 9, 10, 11, 12, 13, 14, 15, 16, 17, 18, 19, 21, 22, 24 mm | |
| 4 | AEEA0810-1719 |
| Flare Nut Wrenches - 8x10, 11x13, 12x14, 17x19 mm | |
| 7 | GAAL0701 |
| Short Type Hex Key Wrench Set - 2.5, 3, 4, 5, 6, 8, 10 mm | |
| 1 | DBBB2207 |
| Combination Pliers - 7" (L) | |
| 1 | DEBB2206 |
| Diagonal Cutting Pliers - 6" (L) | |
| 1 | DAAQ1A10 |
| Curved Jaw Locking Pliers with Wire Cutter - 10" (L) | |
| 1 | HAAA0532 |
| Engineers Hammer - 500g | |
| 5 | GAAV0501 |
| Chisel Punch Set | |
| Pin Punch - 4x10x150 mm | |
| Cape Chisel - 5x10x130 mm | |
| Cold Chisel - 12x10x130 mm | |
| Taper Punch - 3x10x120 mm | |
| Center Punch - #2x10x120 mm | |
| 1 | FBBF0203 |
| Pro Plus Series Stubby Phillips Anti-Slip Screwdriver - PH2x25 | |
| 2 | FBAF0108 & 0210 |
| Pro Plus Series Phillips Anti-Slip Screwdrivers - PH1x80 & PH2x100 | |
| 1 | FABF6E03 |
| Pro Plus Series Stubby Slotted Anti-Slip Screwdriver - 6.5x25 | |
| 2 | FAAF5E10 & 6E15 |
| Pro Plus Series Slotted Anti-Slip Screwdrivers - 5.5x100 & 6.5x150 | |

BLOW CASE: W560 x D412 x H120 (mm)

216PCS 1/4", 3/8" & 1/2" DR. Flank Socket Wrench Set

1/4"
3/8"
1/2"



BLOW CASE:
W560 x D412 x H120 (mm)

DIN ANSI CR-V (Chrome Vanadium Steel) S2 (High Speed Steel)

| ITEM NO. | 6PT | Satin | GCAI216R |
|-----------------|---|-------|----------|
| CONTENTS | | | |
| 2 (SET) | | | |
| 13 | BAEA0804-0814 | | |
| | 1/4" Dr. 6PT Flank Sockets 4, 4.5, 5, 5.5, 6, 7, 8, 9, 10, 11, 12, 13, 14 mm | | |
| 10 | BAEA1210-1219 | | |
| | 3/8" Dr. 6PT Flank Sockets 10, 11, 12, 13, 14, 15, 16, 17, 18, 19 mm | | |
| 15 | BAEA1610-1632 | | |
| | 1/2" Dr. 6PT Flank Sockets 10, 11, 12, 13, 14, 15, 17, 19, 20, 21, 22, 24, 27, 30, 32 mm | | |
| 7 | BAEE0804-0810 | | |
| | 1/4" Dr. 6PT Flank Deep Sockets - 4, 5, 6, 7, 8, 9, 10 mm | | |
| 6 | BAEE1210-1215 | | |
| | 3/8" Dr. 6PT Flank Deep Sockets - 10, 11, 12, 13, 14, 15 mm | | |
| 5 | BAEE1616-1622 | | |
| | 1/2" Dr. 6PT Flank Deep Sockets - 16, 17, 18, 19, 22 mm | | |
| 5 | BAED0804-0808 | | |
| | 1/4" Dr. Star Sockets - E4, E5, E6, E7, E8 | | |
| 6 | BAED1210-1218 | | |
| | 3/8" Dr. Star Sockets - E10, E11, E12, E14, E16, E18 | | |
| 3 | BAED1620-1624 | | |
| | 1/2" Dr. Star Sockets - E20, E22, E24 | | |
| 3 | CJRM0815-1626 | | |
| | 1/4", 3/8" & 1/2" Dr. 72 Teeth Reversible Ratchet Handle with Quick Release | | |
| 3 | CAHA0840-1678 | | |
| | 1/4", 3/8" & 1/2" Dr. Universal Joint | | |
| 2 | CTCK0811 & 1625 | | |
| | 1/4" & 1/2" Dr. Sliding T-Handle | | |
| 1 | CAIA0815 | | |
| | 1/4" Dr. Spinner Handle | | |
| 2 | CAAA0802 & 0804 | | |
| | 1/4" Dr. Extension Bar - 2" & 4" (L) | | |
| 1 | CAAA1206 | | |
| | 3/8" Dr. Extension Bar - 6" (L) | | |
| 2 | CAAA1605 & 1610 | | |
| | 1/2" Dr. Extension Bar - 5" & 10" (L) | | |
| 3 | BCCA0806-0808 | | |
| | 1/4" Dr. Slotted Bit Sockets - 6, 6.5, 8 mm | | |
| 2 | BCAA08P3 & 08P4 | | |
| | 1/4" Dr. Phillips Bit Sockets - PH3 & PH4 | | |
| 2 | BCBA08P3 & 08P4 | | |
| | 1/4" Dr. Pozzi Bit Sockets - PZ3 & PZ4 | | |
| 4 | BCFA0825-0835 | | |
| | 1/4" Dr. Star Bit Sockets - T25, T27, T30, T35 | | |
| 4 | BCFA1240-1250 | | |
| | 3/8" Dr. Star Bit Sockets - T40x2pcs, T45, T50 | | |
| 2 | BCFA1655 & 1660 | | |
| | 1/2" Dr. Star Bit Sockets - T55 & T60 | | |
| 3 | BCLA0827-0835 | | |
| | 1/4" Dr. Star Tamperproof Bit Sockets - T27, T30, T35 | | |
| 3 | BCLA1240-1250 | | |
| | 3/8" Dr. Star Tamperproof Bit Sockets - T40, T45, T50 | | |
| 5 | BCDA085E-0808 | | |
| | 1/4" Dr. Hex Bit Sockets - 5.5, 6, 6.5, 7, 8 mm | | |
| 4 | BCHA1205-1210 | | |
| | 3/8" Dr. Spline Bit Sockets - M5, M6, M8, M10 | | |
| 3 | FSA1006-1008 | | |
| | 5/16" Hex Shank Slotted Insert Bits - 6, 6.5, 8 mm | | |

BLOW CASE: W560 x D412 x H120 (mm)

130PCS 1/4" & 1/2" DR. Flank Socket Wrench Set

1/4"
1/2"



Professional quality
meets or exceeds both
ANSI & DIN standards

Rugged blow molded
case for perfect tool
protection and storage

BLOW CASE:
W590 x D505 x H92 (mm)

DIN ANSI CR-V (Chrome Vanadium Steel) S2 (High Speed Steel)

| ITEM NO. | 6PT | Satin | GCAI130T0 |
|-----------------|---|-------|-----------|
| CONTENTS | | | |
| 2 (SET) | | | |
| 13 | BAEA0804-0813 | | |
| | 1/4" Dr. 6PT Flank Sockets 4, 4.5, 5, 5.5, 6, 7, 8, 9, 10, 11, 12, 13 mm | | |
| 10 | BAEA1608-1632 | | |
| | 1/2" Dr. 6PT Flank Sockets 8, 9, 10, 11, 12, 13, 14, 15, 16, 17, 18, 19, 21, 22, 24, 27, 30, 32 mm | | |
| 5 | BAEE0807-0813 | | |
| | 1/4" Dr. 6PT Flank Deep Sockets 7, 8, 10, 12, 13 mm | | |
| 7 | BAEE1610-1619 | | |
| | 1/2" Dr. 6PT Flank Deep Sockets 10, 12, 13, 14, 15, 17, 19 mm | | |
| 2 | BAAT1616 & 1621 | | |
| | 1/2" Dr. Magnetic Spark Plug Sockets 16 & 21 mm | | |
| 2 | CAAF0802 & 1602 | | |
| | 1/4" & 1/2" Dr. Wobble Extension Bar - 2" (L) | | |
| 2 | CAAA0803 & 0806 | | |
| | 1/4" Dr. Extension Bar 3" & 6" (L) | | |
| 2 | CAAA1605 & 1610 | | |
| | 1/2" Dr. Extension Bar 5" & 10" (L) | | |
| 1 | CASA0806 | | |
| | 1/4" Dr. Flexible Extension Bar - 6" (L) | | |
| 2 | CTCK0811 & 1625 | | |
| | 1/4" & 1/2" Dr. Sliding T-Handle | | |
| 2 | CAHA0840 & 1678 | | |
| | 1/4" & 1/2" Dr. Universal Joint | | |
| 1 | CFAC1615 | | |
| | 1/2" Dr. Swivel Handle - 15" (L) | | |
| 2 | CJFM0815 & 1627 | | |
| | 1/4" & 1/2" Dr. 72 Teeth Reversible Ratchet Handle with Quick Release | | |
| 19 | AAEX0606-3232 | | |
| | Hi-Performance Combination Wrench 15" Offset 6, 7, 8, 9, 10, 11, 12, 13, 14, 15, 16, 17, 19, 21, 22, 24, 27, 30, 32 mm | | |
| 5 | AEEA0809-1922 | | |
| | Flare Nut Wrenches 8x9, 10x11, 12x13, 14x17, 19x22 mm | | |

| ITEM NO. | 12PT | Satin | GCAI130T1 |
|-----------------|---|-------|-----------|
| CONTENTS | | | |
| 2 (SET) | | | |
| 1 | GSN-09SH | | |
| | Short Type Hex Key Wrench Set 1.5, 2, 2.5, 3, 4, 5, 6, 8, 10 mm | | |
| 1 | GSN-09SS | | |
| | Short Type Star Key Wrench Set T10, T15, T20, T25, T27, T30, T40, T45, T50 | | |
| 1 | GAAV0501 | | |
| | Chisel Punch Set Pin Punch: 4x10x150 mm Cape Chisel: 5x10x130 mm Cold Chisel: 12x10x130 mm Taper Punch: 3x10x120 mm Center Punch: #2x10x120 mm | | |
| 1 | DBBA2210 | | |
| | Box-Joint Water Pump Pliers - 10" (L) | | |
| 1 | DBBB2207 | | |
| | Combination Pliers - 7" (L) | | |
| 1 | DEBB2206 | | |
| | Diagonal Cutting Pliers - 6" (L) | | |
| 1 | JJAG3E63 | | |
| | Telescoping Magnetic Pick-Up Tool | | |
| 1 | BCFA0810-0830 | | |
| | 1/4" Dr. Star Bit Sockets T10, T15, T20, T25, T27, T30 | | |
| 1 | BCDA0804-0808 | | |
| | 1/4" Dr. Hex Bit Sockets 4, 5, 6, 7, 8 mm | | |
| 3 | BCDA1612-1617 | | |
| | 1/2" Dr. Hex Bit Sockets 12, 14, 17 mm | | |
| 1 | FBBB0203 | | |
| | Stubby Phillips Anti-Slip Screwdriver - PH2x25 | | |
| 2 | FBAB0108 & 0210 | | |
| | Phillips Anti-Slip Screwdrivers - PH1x80 & PH2x100 | | |
| 1 | FABB6E03 | | |
| | Stubby Slotted Anti-Slip Screwdriver - 6.5x25 | | |
| 2 | FAAB0308 & 5E10 | | |
| | Slotted Anti-Slip Screwdrivers - 3x75 & 5.5x100 | | |
| 1 | HAAA0532 | | |
| | Engineers Hammer (500g) | | |

BLOW CASE: W590 x D505 x H92 (mm)



21PCS Professional Grade
3/4" DR. Flank Socket Set
3/4"

21PCS Professional Grade
3/4" DR. Flank Socket Set
3/4"



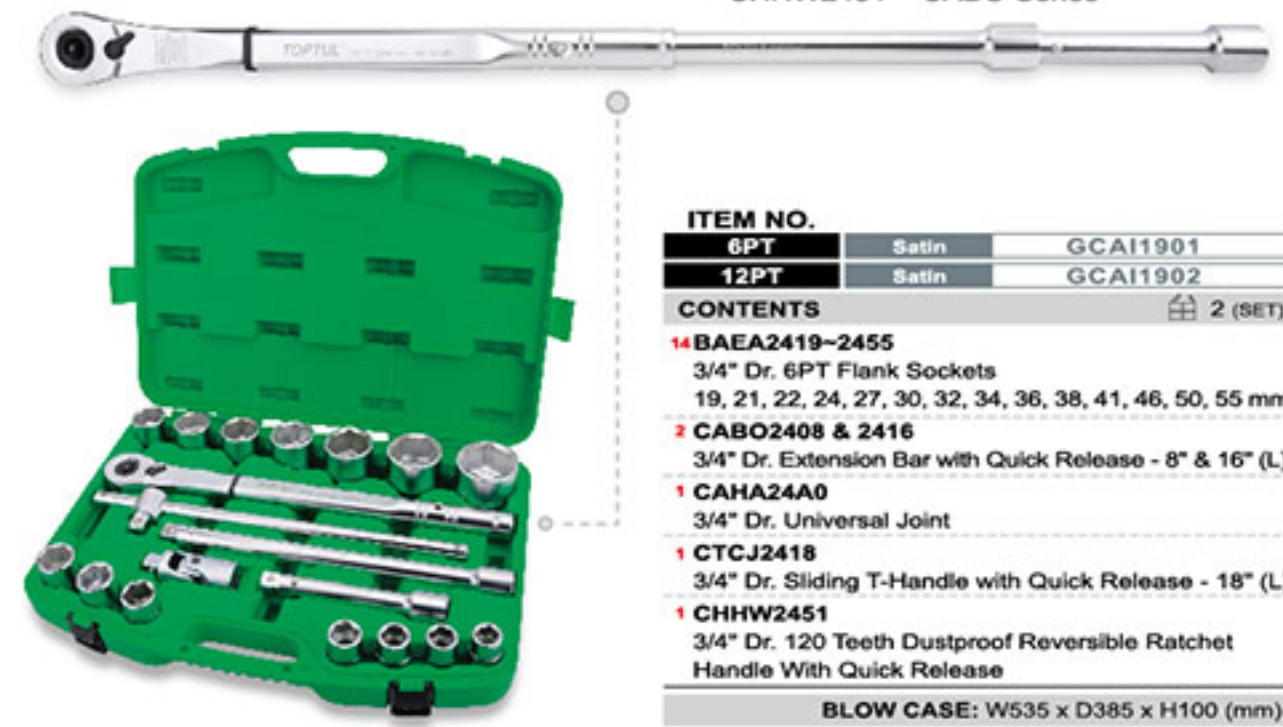
| ITEM NO. | 6PT | Satin | GCAI2102 |
|---|------|-------|----------|
| | 12PT | Satin | GCAI2103 |
| CONTENTS 2 (SET) | | | |
| 14 BAEA2419-2450 3/4" Dr. 6PT Flank Sockets 19, 21, 22, 23, 24, 26, 27, 29, 30, 32, 35, 36, 38, 41, 46, 50 mm | | | |
| 2 CABA2408 & 2416 3/4" Dr. Extension Bar With Quick Release 8" & 16" (L) | | | |
| 1 CAHA24A0 3/4" Dr. Universal Joint | | | |
| 1 CHFS2451 3/4" Dr. 43 Teeth Reversible Ratchet Handle with Quick Release | | | |
| BLOW CASE: W535 x D385 x H100 (mm) | | | |



| ITEM NO. | 6PT | Satin | GCAI2104 |
|---|------|-------------------------|----------|
| | 12PT | Satin <th>GCAI2105</th> | GCAI2105 |
| CONTENTS 2 (SET) | | | |
| 14 BAEA2419-2450 3/4" Dr. 6PT Flank Sockets 19, 21, 22, 23, 24, 26, 27, 29, 30, 32, 35, 36, 38, 41, 46, 50 mm | | | |
| 2 CABA2408 & 2416 3/4" Dr. Extension Bar With Quick Release 8" & 16" (L) | | | |
| 1 CAHA24A0 3/4" Dr. Universal Joint | | | |
| 1 CHFS2408 3/4" Dr. 43 Teeth Reversible Ratchet with Adjustable Tube Handle (Quick-Release) 500-800mm | | | |
| 1 CFDC2408 3/4" Dr. Swivel Handle with Adjustable Tube Handle (Quick-Release) - 500-800mm | | | |
| BLOW CASE: W535 x D385 x H100 (mm) | | | |

19PCS Professional Grade
3/4" DR. Flank Socket Set
3/4"

• CHHW2451 + CABO Series



| ITEM NO. | 6PT | Satin | GCAI1901 |
|---|------|-------------------------|----------|
| | 12PT | Satin <th>GCAI1902</th> | GCAI1902 |
| CONTENTS 2 (SET) | | | |
| 14 BAEA2419-2455 3/4" Dr. 6PT Flank Sockets 19, 21, 22, 24, 27, 30, 32, 34, 36, 38, 41, 46, 50, 55 mm | | | |
| 2 CABO2408 & 2416 3/4" Dr. Extension Bar with Quick Release - 8" & 16" (L) | | | |
| 1 CAHA24A0 3/4" Dr. Universal Joint | | | |
| 1 CTCJ2418 3/4" Dr. Sliding T-Handle with Quick Release - 18" (L) | | | |
| 1 CHHW2451 3/4" Dr. 120 Teeth Dustproof Reversible Ratchet Handle With Quick Release | | | |
| BLOW CASE: W535 x D385 x H100 (mm) | | | |

17PCS Professional Grade
3/4" DR. Flank Socket Set
3/4"



| ITEM NO. | 6PT | Satin | GCAI1701 |
|---|------|-------------------------|----------|
| | 12PT | Satin <th>GCAI1702</th> | GCAI1702 |
| CONTENTS 2 (SET) | | | |
| 14 BAEA2419-2450 3/4" Dr. 6PT Flank Sockets 19, 21, 22, 23, 24, 27, 30, 32, 36, 38, 41, 46, 50 mm | | | |
| 2 CABA2404 & 2408 3/4" Dr. Extension Bar With Quick Release 4" & 8" (L) | | | |
| 1 CTCJ2418 3/4" Dr. Sliding T-Handle with Quick Release - 18" (L) | | | |
| 1 CHFS2451 3/4" Dr. 43 Teeth Reversible Ratchet Handle with Quick Release | | | |
| BLOW CASE: W626 x D228 x H105 (mm) | | | |

**PROFESSIONAL
IMPACT TOOLS**



**IMPACT SOCKETS,
BIT SOCKETS, ACCESSORIES,
Pneumatic & Power Tools**

Specialized impact tools for auto maintenance and repairs. Available in 3/8", 1/2", 3/4", 1" & 1-1/2".